

esybox

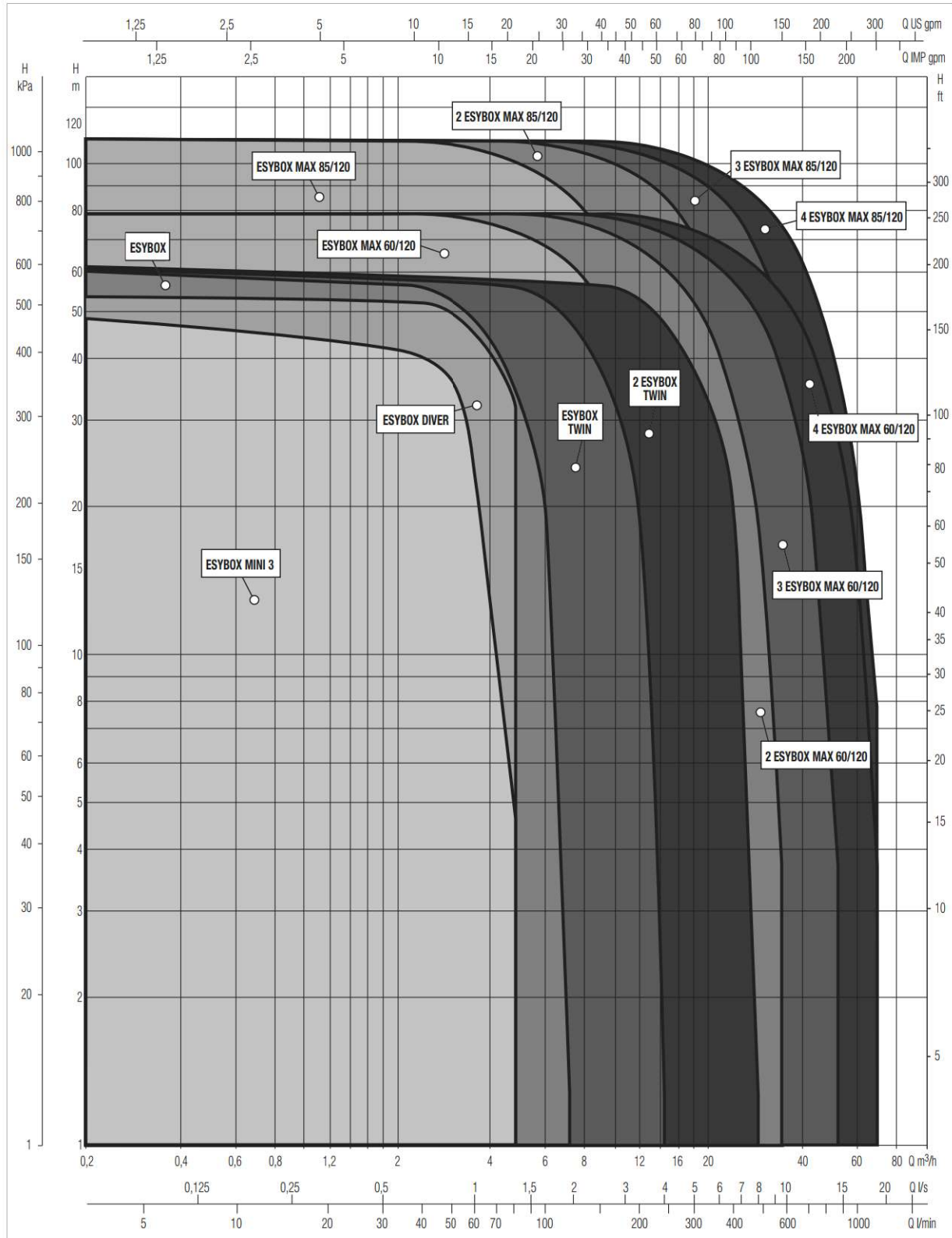
ELECTRONIC PRESSURISATION SYSTEM



PERFORMANCE RANGE

The performance curves are based on kinematic viscosity values = 1 mm²/s and density equivalent to 1000 kg/m³. Curve tolerance according to ISO 9906.

GRAPHIC SELECTION TABLE



ESYBOX LINE

ELECTRONIC BOOSTER SETS

ESYBOX MINI ³

MODEL	Q=m ³ /h	0	0,6	1,2	1,8	2,4	3	3,6	4,2	4,8	5,4	6	6,6	7,2
	Q=l/min	0	10	20	30	40	50	60	70	80	90	100	110	120
ESYBOX MINI ³	H (m)	55	55	55	49	39	31	23	14	4				

ESYBOX

MODEL	Q=m ³ /h	0	0,6	1,2	1,8	2,4	3	3,6	4,2	4,8	5,4	6	6,6	7,2
	Q=l/min	0	10	20	30	40	50	60	70	80	90	100	110	120
ESYBOX	H (m)	65	63,5	61,5	59,5	57	53	48	41,5	35	27,5	19	10	2

ESYBOX DIVER

MODEL	Q=m ³ /h	0	0,6	1,2	1,8	2,4	3	3,6	4,2	4,8	5,4	6	6,6	7,2
	Q=l/min	0	10	20	30	40	50	60	70	80	90	100	110	120
ESYBOX DIVER	H (m)	55	55	55	55	55	55	53	44	34	26	17	7,5	

ESYBOX TWIN

MODEL	Q=m ³ /h	0	1,2	2,4	3,6	4,8	6,0	7,2	8,4	9,6	10,8	12	13,2	14,4
	Q=l/min	0	20	40	60	80	100	120	140	160	180	200	220	240
2 ESYBOX WITH ESYTWIN	H (m)	65	63,5	61,5	59,5	57	53	48	41,5	35	27,5	19	10	2

MODEL	Q=m ³ /h	0	2,4	4,8	7,2	9,6	12	14,4	16,8	19,2	21,6	24	26,4	28,8
	Q=l/min	0	40	80	120	160	200	240	280	320	360	400	440	480
2 X 2 ESYBOX WITH ESYTWIN	H (m)	65	63,5	61,5	59,5	57	53	48	41,5	35	27,5	19	10	2

ESYBOX MAX

MODEL	Q=m ³ /h	0,0	2,4	3,6	4,8	6,0	7,2	8,4	9,6	10,8	12,6	14,4	17,4
	Q=l/min	0	40	60	80	100	120	140	160	180	210	240	290
ESYBOX MAX 60/120 M	H (m)	80	79,5	77,1	73,4	68,5	62	55,5	48,2	41	30,5	21	4
ESYBOX MAX 60/120 T		80	79,5	77,1	73,4	68,5	62	55,5	48,2	41	30,5	21	4
ESYBOX MAX 85/120 T		113	110	106,5	101	93	84	75	65,5	56,7	43,5	31	8,5

MODEL	Q=m ³ /h	0	4,8	7,2	9,6	12	14,4	16,8	19,2	21,6	25,2	28,8	34,8
	Q=l/min	0	80	120	160	200	240	280	320	360	420	480	580
2 ESYBOX MAX 60/120 M	H (m)	80	79,5	77,1	73,4	68,5	62	55,5	48,2	41	30,5	21	4
2 ESYBOX MAX 60/120 T		80	79,5	77,1	73,4	68,5	62	55,5	48,2	41	30,5	21	4
2 ESYBOX MAX 85/120 T		113	110	106,5	101	93	84	75	65,5	56,7	43,5	31	8,5

MODEL	Q=m ³ /h	0	7,2	10,8	14,4	18	21,6	25,2	28,8	32,4	37,8	43,2	52,2
	Q=l/min	0	120	180	240	300	360	420	480	540	630	720	870
3 ESYBOX MAX 60/120 M	H (m)	80	79,5	77,1	73,4	68,5	62	55,5	48,2	41	30,5	21	4
3 ESYBOX MAX 60/120 T		80	79,5	77,1	73,4	68,5	62	55,5	48,2	41	30,5	21	4
3 ESYBOX MAX 85/120 T		113	110	106,5	101	93	84	75	65,5	56,7	43,5	31	8,5

MODEL	Q=m ³ /h	0	9,6	14,4	19,2	24	28,8	33,6	38,4	43,2	50,4	57,6	69,6
	Q=l/min	0	160	240	320	400	480	560	640	720	840	960	1160
4 ESYBOX MAX 60/120 M	H (m)	80	79,5	77,1	73,4	68,5	62	55,5	48,2	41	30,5	21	4
4 ESYBOX MAX 60/120 T		80	79,5	77,1	73,4	68,5	62	55,5	48,2	41	30,5	21	4
4 ESYBOX MAX 85/120 T		113	110	106,5	101	93	84	75	65,5	56,7	43,5	31	8,5



TECHNICAL DATA

Flow rate: Up to a 7,2 m³/h
Head: 65 m
Type of pumped liquid : Clean, free from solid or abrasive substances, non-viscous, non-aggressive, non-crystallized and chemically neutral
Liquid temperature : +40°C
Maximum ambient temperature: +50°C
Maximum suction depth: 8 m
Maximum operation pressure: 8 bar / 800 kPa
Motor protection class: IP X4
Motor insulation class: F
Impeller material: Technopolymer
Single phase power input: 230 V 50 Hz
Power cord (m) and plug: 1,5 meters with power plug
Type of installation: Fixed, vertically, horizontally or on the wall with special accessories (supplied separately)
Certification: WRAS, ACS

Multi-impeller self-priming electronic system for pressurization, rainwater reuse, drawing ground water, gardening and irrigation and agriculture and irrigation in residential building service and commercial building service. Possibility to connect up to four ESYBOX together to create pressure units. Adjustable display. Possibility of remote control thanks to the DConnect service (with DConnect Box supplied separately). The careful choice of materials and the water-cooled motor make the pump particularly quiet, just 43 dB, suitable for installation even in living areas. Can be positioned vertically, horizontally or on the wall with special accessories (supplied separately).

CONSTRUCTION FEATURES OF THE PUMP

Self-priming multi-impeller pump. 2-liter expansion vessel incorporated. Protective hull in sound-absorbing ABS. Technopolymer impellers. Integrated flow and pressure sensors.

CONSTRUCTION FEATURES OF THE MOTOR

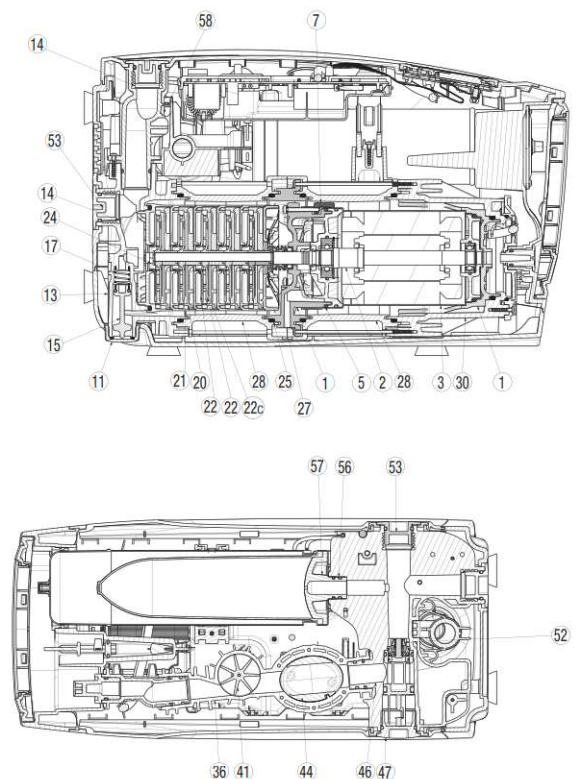
Motor cooled by the pumped liquid, stainless steel motor jacket. Motor shaft in AISI 303 stainless steel.

CONSTRUCTION FEATURES OF THE ELECTRONIC

Adjustable display. The variable frequency drive function saves energy and protects against water hammer. Integrated protections: protection from dry running, amperometric and anomalous voltages, overtemperature, frost, anti-blocking and anti-cycling. Construction according to CEI 2-3 / CEI 61-69 (EN 60335-2-41). Guided procedure for the first start-up, easy configuration, possibility to display the alarm history. Wireless connection.

MATERIALS

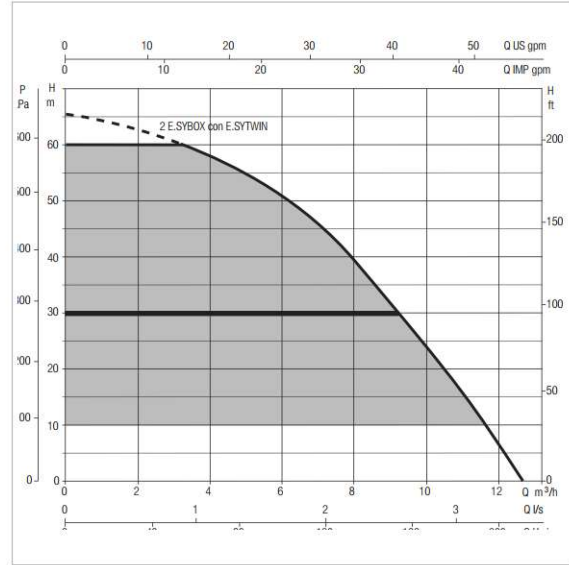
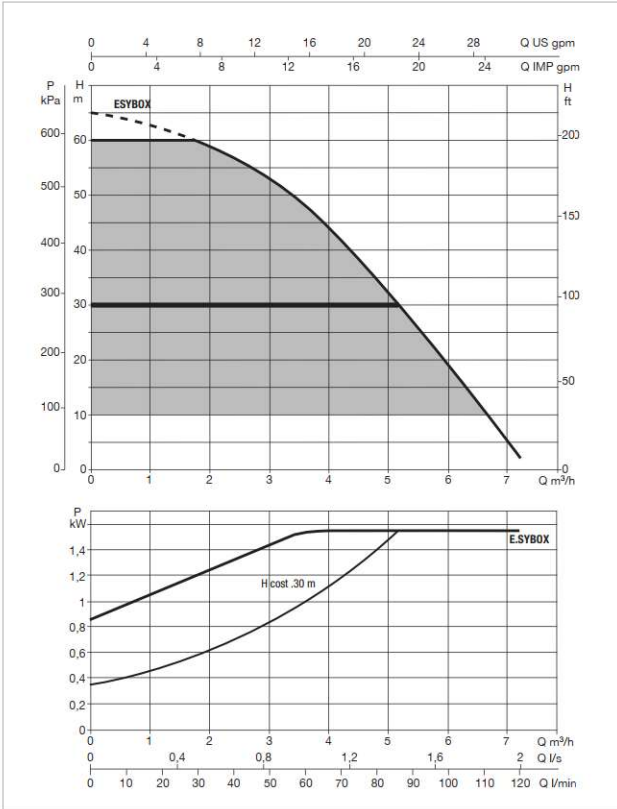
N°	PARTS *	MATERIALS
1	MOTOR FLANGE	TECHNOPOLYMER
2	ROTOR SHAFT	AISI 303 STAINLESS STEEL
3	MOTOR JACKET	AISI 304 STAINLESS STEEL
5	OR GASKET	NBR
7	SINTERED PLATE	AISI 304 STAINLESS STEEL
11	1" PLUG	TECHNOPOLYMER
13	SUCTION BODY	TECHNOPOLYMER
14	1" INSERT	NICKLED BRASS
15	SHUTTER	TECHNOPOLYMER
17	SPRING	AISI 303 STAINLESS STEEL
20	DIFFUSER	TECHNOPOLYMER
21	DIFFUSER BODY	TECHNOPOLYMER
22	IMPELLER	TECHNOPOLYMER
22c	SHIM RING	AISI 316 STAINLESS STEEL
24	NUT	AISI 316 STAINLESS STEEL
25	DIFFUSER END PLUG	TECHNOPOLYMER
27	MECHANICAL SEAL	CARBON IMPREGNATED RESIN / SILICON CARBIDE / EPDM
28	PUMP BODY	TECHNOPOLYMER
30	DISCHARGE BODY	TECHNOPOLYMER
36	FLOW SWITCH BODY	TECHNOPOLYMER
41	PRESS. STABLE. IMPELLER	TECHNOPOLYMER
46	DISCHARGE MANIFOLD	TECHNOPOLYMER
47	1" 1/4 PLUG	TECHNOPOLYMER
52	NON-RETURN VALVE	TECHNOPOLYMER / RUBBER / STEEL
57	TANK	TECHNOPOLYMER / RUBBER
58/1	PRESSURE SENSOR BODY	TECHNOPOLYMER



* In contact with liquid

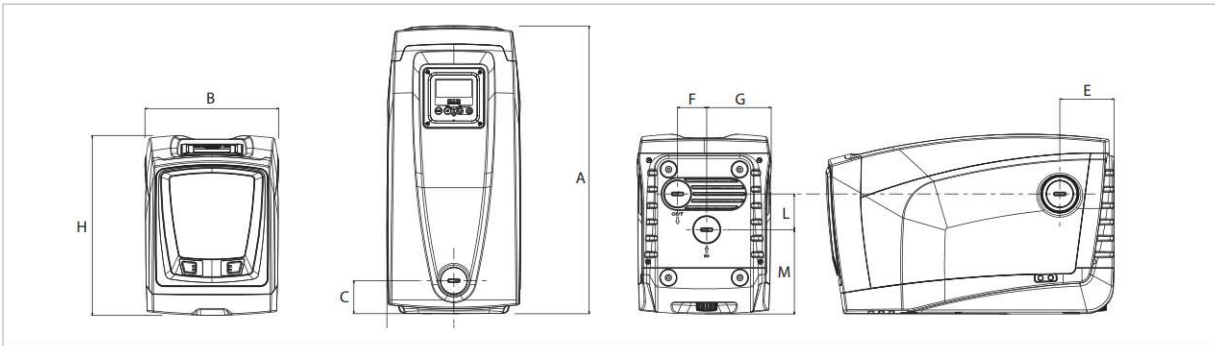
ESYBOX - ELECTRONIC PRESSURISATION SYSTEM

Liquid temperature range: from 0°C to +35°C for domestic use - from 0°C to +40°C for other uses. - Maximum ambient temperature: +50°C



Performance refers to 2 assembled ESYBOX in ESYTWIN.
Pressure losses included

The performance curves are based on the kinematic viscosity values = 1 mm²/s and density equivalent to 1000 kg/m³. Curve tolerance according to ISO 9906.











MODEL	ELECTRICAL DATA				
	N° IMPELLER	POWER SUPPLY 50/60 Hz	P1 MAX		In A
			kW	HP	
ESYBOX	5	1 x 220 - 240 V ~	1,55	2,11	10
ESYBOX - KIWA	5	1x220-240V ~	1,55	2,1	10



MODEL	A	B	C	D	E	F	G	I Ø	H	L	M	DNA	DNM	PACKING DIMENSIONS			GROSS Kg
														L/A	L/B	H	
ESYBOX	564	263	65	131,5	106	57	123,2	9	362	70	165,2	1"	1"	685	360	490	27
ESYBOX - KIWA	564	263	65	131,5	106	57	123,2	9	362	70	165,2	1"	1"	685	360	490	27

ACCESSORIES






ESYBOX

D CONNECT	DESCRIPTION
	<p>DCONNECT BOX</p> <p>The DConnect Box is suitable for remote control and management of large installations, and can connect up to eight DAB products. It can also be used on products that are already installed and only requires permanent Internet access at the system location. Monitoring is carried out via the DConnect app.</p> <div style="text-align: right;">    </div>

D CONNECT	DESCRIPTION
	<p>DCONNECT BOX 2</p> <p>Thanks to DConnect Box 2 and the new App you can check the pump, set the starting and stopping parameters, view the details of alarms and monitor the status of the system directly on your smartphone.</p> <p>With DConnect Box 2, you'll be able to access Dab's cloud service.</p> <div style="text-align: right;">    </div>

	DESCRIPTION
	<p>KIT PIPE UNION 3PCS MF 1" WITH O-RING</p> <p>Kit consisting of 2 x 3-piece unions, to facilitate the connection of Esybox and Esybox mini³ to the system</p>
 <p>18,4 x 14,3 cm</p>	<p>ESYWALL</p> <p>Kit complete with brackets, screws, dowels and two accessories for absorption of vibrations.</p>

KIT OUTDOOR	DESCRIPTION
	<p>ESYCOVER + ESYGRID</p> <p>KIT OUTDOOR ESYBOX Consisting of Esycover + Esygrid, which allows the installation of ESYBOX outside, protecting it from rain and the entry of foreign bodies. Vertical installation only.</p>

	DESCRIPTION
 <div data-bbox="483 300 581 342">  </div> <div data-bbox="492 457 581 489"> <p>18 x 29 x 32 cm</p> </div>	<h3>ESYDOCK</h3> <p>Thanks to the 4 plumbing configuration possibilities offers an 'installation even more rapid, easy and flexible. It is complete with all the interfaces required for connecting to the system. It incorporates anti vibration feet to ensure the same quietness as Esysbox.</p>
 <div data-bbox="483 516 581 558">  </div> <div data-bbox="492 674 581 705"> <p>23 x 75 x 35 cm</p> </div>	<h3>ESYTWIN</h3> <p>EsysTwin is the evolution of Esysdock, of which maintains all the benefits, for the creation of two groups of pumps. EsysTwin offers exceptional performance thanks to possibility of combined operation with a reduced size of 50% compared to any other equivalent traditional system.</p>
	<h3>ESYTWIN DOUBLE CONNECTION KIT</h3> <p>2" T suction and delivery manifold connection kit for the connection of 2 EsysTwin and the creation of boosters with up to 4 Esysbox. Suction and delivery manifold, each one consisting of: no. 2 x 1"1/4 Nipples no. 2 x 1"1/4 female -and 2" male reductions no. 3 x 2" 3-piece connectors no. 1 x 2" female T connector</p>



**DELIVERY AND SUCTION
FITTING 1" 1/4**




68 x 29 x 35 cm



**INGOMBRO KIT
73 x 75 x 35 cm**

	DESCRIPTION
 <p>*Esybox not included</p> <p>166 x 87 x 60 cm</p>	<h3>ESYTANK</h3> <p>Tank specially studied to better integrate with Esybox and equipped with:</p> <ul style="list-style-type: none"> • Esydock (specially versioned) for quick connection. • suction hose with foot valve • filling valve from the water supply with float • Overflow • flow connection • preparation for ground mounting • inspection plug <p>Capacity 500 L with the possibility of expansion on 3 sides.</p>
	<h3>ESYTANK AUXILIARY CITERN</h3> <p>The ESYTANK AUXILIARY CITERN is supplied without any fittings or the ESYDOCK. The tank has a modular design to couple easily with other ESYTANK units, making the system expandable to the necessary capacity. It can be connected on three sides (at side and rear) using the ESYTANK TANK COUPLING KIT</p>
	<h3>ESYTANK COUPLING KIT</h3> <p>The ESYTANK COUPLING KIT is composed of a PVC sleeve with gasket (D.160 mm L=150), two PVC aligning pipes (D.50mm x L=60) and a connecting ring nut for a 2-pump option. It allows the connection of several ESYTANK units or between ESYTANK and ESYTANK AUXILIARY CITERN.</p>
	<h3>ESYTANK OPTIONAL DELIVERY KIT</h3> <p>Composed of a 1" PP pipe. It allows an auxiliary delivery for single tank systems or with the COUPLING KIT it allows several ESYTANK and ESYBOX systems to be linked together and to create pressure boosting units with several pumps and tanks.</p>

	DESCRIPTION
 <p>15 x 14,8 x 9,8 cm</p>	<h3>KIT ESYLINK *</h3> <p>Esylink with power supplier and electric box.</p>

* Provided to be wired

