

STIHL®



AUS

Catalogue 2018



"Working outdoors is challenging. And it's an experience every single time."

We're often impressed by the power and beauty of nature. But when we work outdoors, it can also be very challenging. That makes it all the better when we get that great feeling afterwards: the feeling of having achieved something. Maybe it's from cutting a hedge and seeing it gradually take shape. Maybe we're in the forest, and a mighty tree falls exactly where it should, letting even more light in. Outdoor work has many such moments to offer. At STIHL, we make tools for your individual needs so you can enjoy these moments and these jobs to the full. Whether in your own garden, in agriculture or in forestry. Our tools equip you perfectly for your work outdoors.



A handwritten signature in white ink that reads "N. Stihl".

Dr. Nikolas Stihl
Chairman of the STIHL Advisory Board





1

Battery tools

➤ from page 8



2

Chainsaws and pole pruners

➤ from page 32



3

Cutting attachments

➤ from page 56



4

Brushcutters and clearing saws

➤ from page 74



5

Battery lawn mowers

➤ from page 100



6

KombiSystem and MultiSystem

➤ from page 108



7

Hedge trimmers and long-reach hedge trimmers

➤ from page 120



8

Cleaning systems

➤ from page 136



9

Mistblowers and sprayers

➤ from page 166



10

Concrete cutters, cut-off machines and earth augers

➤ from page 174



11

Fuels and lubricants

➤ from page 194



12

Hand tools and forestry accessories

➤ from page 202



13

Personal protective equipment

➤ from page 214



14

STIHL brand shop

➤ from page 236



Technology highlights

For more detailed information about our tools and technical solutions, please refer to the glossary

➤ from page 246

NEW PRODUCTS

Battery tools

HSA 45	Page 12
RMA 460	Page 16
KMA 130 R	Page 21
Battery belt with harness.....	Page 29

Chainsaws and pole pruners

MS 291 CB-E	Page 37
MS 462 C-M	Page 39

Brushcutters and clearing saws

FS 70 R	Page 78
ADVANCE X-TREEm forestry harness	Page 87
FSA 130 R	Page 88
Mowing Head - PolyCut	Page 92
Plastic blade set for PolyCut 7-3, 27-3 and 47-3	Page 94
High-tech CF3 Pro mowing lines, Ø 2.4 mm in a 212 m roll length, Ø 2.7 mm in a 172 m roll length, Ø 3.0 mm in a 134 m roll length, Ø 3.3 mm in a 113 m roll length,	Page 95
Circular saw blades, chisel tooth 200 mm (22 Z)	
Wear protection for PolyCut 27-3 and 47-3	Page 96

Battery lawn mower

RMA 460 **Page 104**

KombiSystem and MultiSystem

KMA 130 R **Page 112**

FS-MM **Page 119**

Long reach hedge trimmer

HL 94 **Page 134**

Cleaning systems

BG 86 **Page 139**

Straight flat nozzle for BGA 56 and BGA 100 **Page 145**

SE 133 ME **Page 162**

Filter bag with dust seal for SE 133 ME **Page 163**

Waste bag for SE 133 ME **Page 163**

PTFE flat-fold air filter for SE 133 ME **Page 163**

Vacuum hose..... **Page 165**

Concrete cutters, cut-off machines and earth augers

TS 440 **Page 181**

K-ME **Page 185**

D-BA80 universal diamond abrasive wheel, Ø 350mm

D-G80 universal diamond abrasive wheel, Ø 350 mm..... **Page 186**

Personal protective equipment

FUNCTION Universal trousers **Page 218**

DYNAMIC BT Ear protectors **Page 230**

FUNCTION Basic helmet set **Page 232**

ADVANCE X-Vent helmet set **Page 232**

Battery tools

1

**With joy
and energy...
get going
together.**



When garden work needs tackling, sometimes you need endurance. With our powerful battery power tools and their long battery life, you'll be sure to have enough energy. What's more, their compact design and low weight ensure stress-free work.

Battery products for smaller gardens	12
COMPACT battery power system for medium-sized and larger gardens	14
» Overview of battery charging times, working periods per battery charge, and the battery ranges offered for smaller power tools and the COMPACT range	19
PRO battery power system for professional applications	20
» Overview of battery charging times, working periods per battery charge, and battery ranges offered for the PRO range	31



Easy, flexible and sustainable.

Anyone who loves working in the garden and in nature is also always thinking of the future: nature should grow and thrive – and, in caring for it, we should ensure sustainability and low emissions as far as possible. STIHL battery tools are the perfect choice for this task.

Technology

- All the company's battery tools are driven by powerful lithium-ion batteries.
- Premium parts that are very well-coordinated also increase the efficiency of these tools.
- EC engine electronics guarantee performance that is consistent on an ongoing basis.

Quality

- Each and every STIHL battery tool relies on technical expertise in every detail.
- Experience gained from 90 years of developing and using power tools for maintaining forests and green areas is used to provide quality, reliability and top performance.

Diversity

- From entry-level users to the professionals: STIHL has the right tool for you in its wide range.
- STIHL battery power systems are particularly flexible for personal and professional application.

Battery power. Made by STIHL.

1



Battery products for smaller gardens

STIHL battery products will give you precisely the support you need for keeping your favourite place looking its best. The batteries ensure fast, straightforward handling and provide the right amount of power, making small, spur-of-the-moment jobs in the garden even easier to complete.

➤ Find out more on page 12



COMPACT battery power system for medium-sized and larger gardens

Your garden is your own very personal project, and the tools you use here need to meet high demands. They need plenty of power, whilst also being easy to use. The STIHL COMPACT battery power system with AK replacement batteries offers you precisely this combination. With a flexible range of tools – all offering the usual STIHL quality – you will be ready for any challenge.

➤ Find out more on page 14



PRO battery power system for professional applications

When you're working, maximum power and battery life combined with outstanding handling are essential. A professional battery product is vital – and not just in noise-sensitive situations. STIHL offers a wide selection of products for professional needs in the PRO battery power system range.

➤ Find out more on page 20



Battery products for smaller gardens

STIHL has the right solution for all those important, small jobs in the garden in its battery product range. The tools feature streamlined and modern design, making them extremely easy to handle, while their low weight and integrated battery also makes the hedge trimmer, blower and grass trimmer easier to operate. These battery products do not require extensive preparation before use.

HSA 25



Lithium-Ion

Battery shrub shears with shrub cutter to trim and maintain smaller, evergreen hedges and small-leaved ornamental trees. With a grass trimmer, also suitable for cutting grass edging around the patio, flower beds and the outside of the house. Ergonomic, rubberised handle, double-stroke blade for a powerful cut and minimum vibration. Weight: 0.6 kg^①. Battery only fits the HSA 25. For more information on features and technical details, see page 130.

The scope of delivery includes:

- 1 x lithium-ion battery, 21.6 Wh, battery life up to 110 min
- 1 x charger, battery charging time 140 min/180 min (80%/100%)
- 1 x shrub cutter, cutting length 17 cm
- 1 x grass trimmer, cutting width 11 cm
- 1 x black/orange carry bag with eyelets for wall mounting

Bar length	Order No.
17 cm / 7"	4515 011 3502

Telescopic shaft for HSA 25

Enables work in an upright position with the HSA 25. Battery replacement in the control handle, infinitely telescopic from 95 – 110 cm, working angle that can be adjusted through 125°, smooth-running wheels.

Order No. 4515 710 7100



HSA 45



NEW

Available from
March 2018!

Lithium-Ion

A very light battery hedge trimmer with good cutting performance for trimming branches in your home's outdoor spaces. Single-sided cutting blade with 24 mm tooth spacing, integrated cut protection, screw-on tip protector, integrated lithium-ion battery (36 Wh) with charge level indicator. Weight: 2.3 kg^②. Battery charging time 145 min/210 min (80%/100%). For more information on features and technical details, see page 130.

Bar length	Order No.
50 cm / 20"	4511 011 3504

BGA 45



Lithium-Ion

Easily manoeuvrable battery blower for cleaning small outdoor areas at home. Round nozzle, integrated lithium-ion battery (45 Wh) with charge level indicator. Weight: 2.0 kg^②. Battery charging time: 210 min./300 min. (80%/100%). For more information on features and technical details, see page 146.

Order No. 4513 011 5904

An overview of working periods per battery charge is provided on page 19.

Lithium-Ion



FSA 45

Lithium-Ion



Compact battery grass trimmer for straightforward trimming and clearing work in outdoor areas at home. Integrated lithium-ion battery (36 Wh) with charge level indicator, shaft and loop handle that can be adjusted without using tools, adjustable mowing unit working angle including for vertical edge trimming, easy to change between the PolyCut blade and mowing line without changing the mowing head, spacer bracket. Weight: 2.3 kg^②. Battery charging time: 145 min / 210 min (80%/100%) For more information on features and technical details, see page 88.

Order No. 4512 011 5704

Battery ranges^③ (example application)

HSA 25



Trim up to... Box tree balls



30 balls

HSA 45



Up to...m² of hedge



80 m²

BGA 45



Up to ... m² of dry leaves on asphalt



200 m²

FSA 45



Up to ... m of lawn edges /
up to ... m² of lawn



250 m /
50 m²

③ The values provided are estimates and may vary depending on cuttings

STIHL professional tip:

Note: Additional accessories may be required to utilize different battery combinations for all battery powered products, please discuss your requirements with your STIHL Authorised Dealership.





COMPACT battery power system for medium-sized and larger gardens

With the COMPACT battery power system, you're well-equipped for the demanding challenges posed by your garden. The replaceable AK lithium-ion batteries offer high performance and lots of staying power, even when processing large areas. All AK batteries can be easily combined with an AL charging station and any COMPACT tool.

MSA 120 C-BQ



Lightweight battery chainsaw for grounds maintenance and straightforward but skilled manual jobs. Soft handle, quick and convenient chain change process due to STIHL Quick Chain Tensioning, QuickStop Super chain brake, oil tank with transparent viewing window, high cutting performance due to a 1/4" PM3 saw chain. Weight: 2.7 kg^①. For more information on features and technical details, see page 54.

MSA 120 C-BQ excluding battery and charger^③

Bar length	Order No.
30 cm / 12"	1254 011 5800

MSA 120 C-BQ set with AK 20 and AL 101^③

Bar length	Order No.
30 cm / 12"	1254 011 5814

MSA 140 C-BQ



Lightweight battery chainsaw for grounds maintenance and straightforward but skilled manual jobs. 25% more cutting performance compared to the MSA 120 C-BQ. Soft handle, quick and convenient chain change process due to STIHL Quick Chain Tensioning, QuickStop Super chain brake, oil tank with transparent viewing window, high cutting performance due to a 1/4" PM3 saw chain. Weight: 2.6 kg^①. For more information on features and technical details, see page 54.

MSA 140 C-BQ excluding battery and charger^③

Bar length	Order No.
30 cm / 12"	1254 011 5840

MSA 140 C-BQ set with AK 30 and AL 101^③

Bar length	Order No.
30 cm / 12"	1254 011 5854

STIHL professional tip:



Note: Additional accessories may be required to utilize different battery combinations for all battery powered products, please discuss your requirements with your STIHL Authorised Dealership.

An overview of battery ranges (example application) is provided on page 18. An overview of battery charging times, working periods per battery charge and battery ranges is provided on page 19.



HSA 56



Very lightweight battery hedge trimmer with high cutting performance for trimming bushes and hedges in your garden at home. Single-sided cutter blade with 30-mm tooth spacing, integrated cut protection in a droplet shape, and screw-on blade tip protector. Weight: 2.9 kg[®]. For more information on features and technical details, see page 130.

HSA 56 excluding battery and charger

Bar length	Order No.
45 cm / 17"	4521 011 3500

HSA 56 set with AK 10 and AL 101

Bar length	Order No.
45 cm / 17"	4521 011 3514

BGA 56



Ergonomically balanced battery blower in a streamlined design for comfortable and effortless work. Round nozzle, soft handle, three-level adjustable blower tube for optimum implementation of blowing force in use. Weight: 2.1 kg[®]. For more information on features and technical details, see page 146.

BGA 56 excluding battery and charger

Order No. 4523 011 5900

BGA 56 set with AK 20 and AL 101

Order No. 4523 011 5914



FSA 56



Lightweight battery grass trimmer with high mowing performance. Cutting circle diameter of 280 mm, adjustable shaft length at the press of a button and handle adjustment without any tools required, soft handle with control lever, and spacer bracket. The mowing line automatically readjusts when the mowing head is tapped on the ground. Weight: 2.5 kg^①. For more information on features and technical details, see page 8.

FSA 56 excluding battery and charger

Order No. 4522 011 5700

FSA 56 set with AK 10 and AL 101

Order No. 4522 011 5714

RMA 460



NEW

Available from
Autumn 2018!



Robust battery lawn mower with central cut-height adjustment and 4-in-1 function: mowing, mulching, catching, and side ejection. Automatic speed control as well as directly driven blade ensure longer battery life. Robust sheet steel housing, height-adjustable handlebar with soft handle, 60-litre textile grass catcher, cutting width: 46 cm. Weight: 26.0 kg^②. For more information on features and technical details, see page 106.

RMA 460 excluding battery and charger

Order No. 6368 011 1402

STIHL professional tip:



STIHL offers a wide selection of batteries for products in the

COMPACT and PRO battery power systems. STIHL recommends a specific battery for each product so that you're always best equipped for your work. In making recommendations, we take into account the ideal combination of maximum power to performance, sufficient battery runtime, lowest possible weight and balanced weight distribution. The result: you always get the best out of your power tools.

Note: Additional accessories may be required to utilize different battery combinations for all battery powered products, please discuss your requirements with your STIHL Authorised Dealership.

AK batteries



Compatible with the STIHL COMPACT battery power system. Lightweight lithium-ion batteries with different capacities and a charge level indicator (four LEDs).

AK 10

59 Wh battery power^③, 0.8 kg

Order No. 4520 400 6500

AK 20

118 Wh battery power^③, 1.2 kg

Order No. 4520 400 6503

AK 30

187 Wh battery power^③, 1.3 kg

Order No. 4520 400 6512

AL 101 standard charger



240 V. Compatible with STIHL AP and AK batteries. With charge level indicator (LED). Cord wrap with velcro. Wall mounting possible.

Order No. 4520 011 0590

Display battery AK




To cover the battery slot on battery power tools in the STIHL COMPACT battery power system range. Protects against dust and dirt during longer periods of storage.

Order No. 4520 011 0590

^③ Power capacity according to the specifications of the cell manufacturer.
The power capacity available during actual operation is lower, to increase service life









Battery tools

		AK 10	AK 20	AK 30
				
Battery ranges ^① (example application)				
MSA 120 C-BQ				
	When sawing square timber (10 x 10 cm): up to... Cuts 	40 cuts ^②	100 cuts	150 cuts
MSA 140 C-BQ				
	When sawing square timber (10 x 10 cm): up to... Cuts 	40 cuts ^②	100 cuts ^②	180 cuts
FSA 56				
	Up to ... m of lawn edges/up to ... m ² of lawn 	500 m / 100 m ²	1,000 m / 200 m ²	1,500 m / 300 m ²
HSA 56				
	Up to... m ² of hedge 	140 m ²	280 m ²	420 m ²
BGA 56				
	Up to ... m ² of dry leaves on asphalt 	300 m ²	600 m ²	900 m ²
RMA 460				
	Up to ... m ² of lawn 	—	230 m ²	350 m ²

^① The values provided are estimates and may vary depending on cuttings

^② Reduced tool performance

	Replacement battery ^③	Integrated battery ^③	AK 10 	AK 20 	AK 30 
Battery charging times (min)^④					
AL 101 	—	—	55/ 80	105/ 150	160/ 205
AL 300 	—	—	20/ 30	25/ 45	35/ 60
AL 500 	—	—	20/ 30	25/ 45	35/ 60
Working hours per battery charge (up to ... min)^⑤					
STIHL HSA 25	110	—	—	—	—
STIHL FSA 45 (with PolyCut 2-2 blades/line)	—	20/12	—	—	—
STIHL HSA 45 NEW	—	40	—	—	—
STIHL BGA 45	—	10	—	—	—
STIHL MSA 120 C-BQ	—	—	15	35	55
STIHL MSA 140 C-BQ	—	—	15	35	45
STIHL FSA 56 (with nylon mowing head)	—	—	20	40	60
STIHL HSA 56	—	—	40	80	120
STIHL BGA 56	—	—	10	20	30
Battery ranges (up to ... m²)^⑤					
STIHL RMA 460 NEW	—	—	—	230	350

 Recommended attachments
 Reduced tool performance

③ See product description for charging times
 ④ Charging times in minutes to 80%/100%
capacity

⑤ The battery working times and area specifications for each battery charge are estimates and may vary depending on how the tool is used and what is being cut



The PRO battery power system for professional applications

For professionals, a battery tool needs to offer a lot: consistently high performance, the greatest possible energy efficiency and best possible ergonomics, and flexibility in use. STIHL provides all of this with the PRO battery power system. In this extensive range of tools, the professional user will find a tailored product for any requirement faced in their work.

MSA 160 C-BQ



Battery chainsaw for use in noise-sensitive areas. STIHL Quick Chain Tensioning, QuickStop Super chain brake, tool-free lube cap, with 1/4" PM3 saw chain for a fine cut and high cutting performance. Weight: 3.1 kg^①. More information about features and technical details can be found on page 54.

MSA 160 C-BQ excluding battery and charger^②

Bar length	Order No.
30 cm / 12"	1250 200 0049

MSA 200 C-BQ



Battery chainsaw with high cutting performance for use in noise-sensitive areas. 44 % more cutting performance compared to the MSA 160 C-BQ. STIHL Quick Chain Tensioning, QuickStop Super chain brake, tool-free lube cap, with 1/4" PM3 saw chain for a fine cut and high cutting performance. Bumper spikes made of metal. Weight: 3.3 kg^①. For more information on features and technical details, see page 54.

MSA 200 C-BQ excluding battery and charger^②

Bar length	Order No.
35 cm / 14"	1251 200 0021

STIHL professional tip:



Note: Additional accessories may be required to utilize different battery combinations for all battery powered products, please discuss your requirements with your STIHL Authorised Dealership.

An overview of battery charging times, working periods per battery charge and battery ranges is provided on page 31.

① Weight excluding battery but including guide bar and saw chain
 ② Specially designed for working among tree branches and should only be used by trained arborists
 ③ Weight excluding battery and KombiTool

④ Ear protection must be worn when using the BG-KM blower
 ⑤ Including guide bar and saw chain
 ⑥ Explanation of symbols on page 247



MSA 160 T



Very lightweight, professional battery arborist saw for use in noise-sensitive areas. High cutting performance due to the 1/4" PM3 saw chain, and captive nut on the sprocket cover. Weight: 2.3 kg^①. For more information on features and technical details, see page 54.

MSA 160 T excluding battery and charger^⑤

Bar length	Order No.
30 cm / 12"	1252 200 0000

KMA 130 R



NEW

Available from Autumn 2018!



Powerful battery KombiEngine with high torque and low weight. Three power levels for energy-efficient and low-noise work in all applications. Weight: 3.2 kg^③. The appropriate KombiTools can be found from page 112 onwards. More information on features and technical details can be found on page 114.

KMA 130 R excluding battery and charger

Order No. 4867 011 6820

Matching accessories



FS-KM
(nylon mowing head)



HT-KM
(pole pruner)



FS-KM
(grass cutting blade)



BG-KM
(blower)



HL-KM 145°
(long-reach hedge trimmer)

And 7 other attachments on page 113 onwards.

RMA 370



Lightweight, manoeuvrable battery lawn mower for mid-sized areas of lawn. Central cut-height adjustment, automatic speed control, and flow-optimised blades ensures longer battery life. Folding 40-litre grass catcher with fill level display, cutting width 37 cm. Weight: 14.0 kg^①. For more information on features and technical details, see page 106.

RMA 370 excluding battery and charger
Order No. 6320 011 1452

RMA 410 C



Powerful and manoeuvrable battery lawn mower for larger areas of lawn. Adjustable mono comfort handlebar for ergonomic work. Central cut-height adjustment, automatic speed control, and flow-optimised blades ensures longer battery life. Robust polymer housing, folding 55-litre grass catcher with fill level display, cutting width 41 cm. Weight: 21.0 kg^①. For more information on features and technical details, see page 106.

RMA 410 C excluding battery and charger
Order No. 6338 011 1452

RMA 510



Robust battery lawn mower with large cutting width and 4-in-1 function: mowing, mulching, catching, and side ejection. Central cut-height adjustment. Automatic speed control as well as directly driven blade ensures longer battery life. Robust sheet steel housing, height-adjustable handlebar with soft handle, 75-litre textile grass catcher, cutting width: 51 cm. Weight: 28 kg^①. For more information on features and technical details, see page 106.

RMA 510 excluding battery and charger
Order No. 6372 011 1402

STIHL professional tip:



Note: Additional accessories may be required to utilize different battery combinations for all battery powered products, please discuss your requirements with your STIHL Authorised Dealership.

An overview of battery charging times, working periods per battery charge and battery ranges is provided on page 31.

HSA 66



Battery hedge trimmers deliver high cutting performance at a low weight, and maintain a constant stroke rate under load, even during tough jobs. 30 mm tooth spacing, droplet-shaped cutter geometry holds twigs more effectively in the blade, single-sided cutter blade, integrated cut protection, and screw-on tip protector. Weight: 3.1 kg^②. For more information on features and technical details, see page 130.

HSA 66 excluding battery and charger

Bar length	Order No.
50 cm / 20"	4851 011 3520

HSA 94 R



Extremely high-performance and robust professional battery hedge trimmer with low blade speed for powerful cuts. Constant stroke rate (even under extreme load when performing heavy pruning), rotating multi-function handle with three-setting stroke rate, double-sided cutting blade in the pruning version, and screw-on cut and tip protector. Weight: from 4.1 kg^②. Battery operation with the aid of the optional AP holster with connecting cable or the carrying system (see page 30). For more information on features and technical details, see page 130.

HSA 94 R excluding battery and charger

Bar length	Order No.
75 cm / 30"	4869 011 3503

HSA 86



The battery hedge trimmer offers high power and efficiency at a low weight. It ensures a constant stroke rate while pruning thick hedges. 33 mm tooth spacing, double-sided cutting blades in two lengths, screw-on cut and tip protector. Weight: from 3.0 kg^②. For more information on features and technical details, see page 130.

HSA 86 excluding battery and charger

Bar length	Order No.
62 cm / 24"	4851 011 3521

HSA 94 T



Extremely high-performance and robust professional battery hedge trimmer with high blade speed for precise cuts. A constant stroke rate even under load, rotating multi-function handle with three-setting stroke rate, double-sided cutting blade in the trimming version, and screw-on cut and tip protector. Weight: from 3.7 kg^②. Battery operation with the aid of the optional AP holster with connecting cable or the carrying system (see page 30). For more information on features and technical details, see page 130.

HSA 94 T excluding battery and charger

Bar length	Order No.
60 cm / 24"	4869 011 3511

BGA 85



The very easy and convenient to operate battery blower. Round nozzle, soft handle, infinitely variable speed control, and very quiet operation. Weight: 3.2 kg^②. For particularly long periods of use, we recommend the AR backpack batteries. For more information on features and technical details, see page 146.

BGA 85 excluding battery and charger
Order No. 4853 011 5900

KGA 770



Battery sweeping machine for large areas both indoors and outdoors. STIHL MultiClean PLUS sweeping system, 8-position central height adjustment, lateral guide roller, transport handle, stores upright to save space, ergonomically shaped 2-position height-adjustable push bar. Easy and effortless to push due to the battery operation of the circular brushes and power sweep. This enables thorough cleaning of edges and corners, even when the machine is stationary. The low-wear nylon bristles come with a four-year STIHL durability warranty. Container capacity of 50 l, sweep width of 77 cm. Weight: 16.0 kg^②. For more information on features and technical details, see page 152.

KGA 770 excluding battery and charger
Order No. 4860 011 4703

BGA 100



Pleasantly quiet, lightweight and very powerful battery blower for professional use, especially in urban, noise-sensitive areas. Round nozzle, soft handle, three power levels with additional boost function, three-level length-adjustable blower tube, lifting eye for support cushion. Weight: 2.5 kg^②. For more information on features and technical details, see page 146.

BGA 100 excluding battery and charger
Order No. 4866 011 5900

TSA 230^③




Easy-to-manoeuvre battery cut-off machine for 230 mm abrasive cutting wheels. Suitable for indoor and outdoor use, up to 70 mm cutting depth, water connection with ball valve and hose coupling for wet cutting, spindle lock, maintenance-free belt drive. Weight: 3.9 kg^②. For more information on features and technical details, see page 184.

TSA 230 excluding battery and charger
Order No. 4864 011 6600

STIHL professional tip:



Note: Additional accessories may be required to utilize different battery combinations for all battery powered products, please discuss your requirements with your STIHL Authorised Dealership.

HTA 85

Battery pole pruner for fruit growers and professional arborists, with a telescopic shaft. Lightweight and powerful, with 1/4" PM3 saw chain for particularly precise biting characteristics and good cutting performance, minimum vibration and quiet for use in urban areas. With side-mounted chain tensioning and captive nut on the sprocket cover, total length 270 – 390 cm. Weight: 4.9 kg^⑥. For more information on features and technical details, see page 54.

HTA 85
excluding battery and charger^⑦
Order No. 4857 200 0029

HLA 65

Battery long-reach hedge trimmer for tall and wide hedges. Constant blade stroke regardless of the load, can be folded together, adjustable for vertical, overhead and ground-level cutting, cutter bar adjustable by 115°, long reach, double-sided cutting blades. Carrying length: 125 cm. Total length: 205 cm. Weight: 3.5 kg^⑥. For more information on features and technical details, see page 135.

HLA 65
excluding battery and charger^⑦
Order No. 4859 011 2900

HLA 85

The battery hedge trimmer for professional applications, with a telescopic shaft that provides long reach. Infinitely variable speed control, offers ideal adjustment for vertical, overhead and ground-level cutting, cutter bar adjustable by 115°, double-sided cutting blade. Tool-free adjustment of the shaft length using quick-tensioning lever, carrying length of 180 cm, total length of 260–330 cm. Weight: 4.4 kg^⑥. For more information on features and technical details, see page 135.

HLA 85
excluding battery and charger^⑦
Order No. 4859 011 2920

FSA 65

Battery grass trimmer for light work. Cutting circle diameter of 300 mm, soft grip, infinitely variable loop handle, the mowing line automatically readjusts when the mowing head is tapped on the ground. Weight: 2.7 kg^⑥. For more information on features and technical details, see page 88.

FSA 65
excluding battery and charger^⑦
Order No. 4852 011 5700

An overview of battery charging times, working periods per battery charge and battery ranges is provided on page 31.

⑥ Weight excluding battery, including cutting tool and guard

⑦ Including guide bar and saw chain

FSA 85



Battery grass trimmer for mowing next to obstacles, as well as around trees and bushes. Cutting circle diameter 350 mm, infinitely variable loop handle, tool-free handle adjustment, the mowing line automatically readjusts when the mowing head is tapped on the ground, infinitely variable speed control, spacer bracket. Weight: 2.8 kg^②. For more information on features and technical details, see page 88.

FSA 85
excluding battery and charger
Order No. 4852 011 5701

FSA 90



Battery brushcutter for working on large areas of tough grass. Bike handle, engine controls with ECOSPEED partial load function, double shoulder harness. Weight: 3.2 kg^②. For more information on features and technical details, see page 88.

FSA 90
excluding battery and charger
Order No. 4863 200 0002

FSA 130



Powerful and lightweight battery brushcutter for working on large areas of tough grass. With 3 power settings, suspension device for carrying the tool with an AR backpack battery or AP carrying system (for accessories, see page 29). Weight: 4.5 kg^②. For more information on features and technical details, see page 88.

FSA 130
excluding battery and charger
Order No. 4867 200 0000

➤ Additional versions:

NEW FSA 130 R

see table, page 88

ASA 65



Fast and powerful battery secateurs for cutting vines and similar woods. Can be used by right and left-handed users alike, sturdy aluminium housing, ergonomic handle, electronically adjustable blade opening, easy blade-change process, delivered in a sturdy plastic case. Weight: 750 g^③. For more information on features and technical details, see page 204.

ASA 65
excluding battery and charger
Order No. 4861 011 6221

STIHL professional tip:



Note: Additional accessories may be required to utilize different battery combinations for all battery powered products, please discuss your requirements with your STIHL Authorised Dealership.

ASA 85



Powerful battery pruning shears for branches up to 45 mm in diameter. Ideal for pruning work in public gardens, orchards, tree nurseries and in viticulture. Sturdy aluminium housing, ergonomic handle, electronically adjustable blade opening with four levels, delivered in a sturdy plastic case. Weight: 980g[®]. For more information on features and technical details, see page 204.

ASA 85
excluding battery and charger
Order No. 4861 011 6201



AP batteries



Compatible with the PRO battery power system. Very powerful lithium-ion batteries with charge level indicator (four LEDs). Available with different energy capacities.

AP 200

151 Wh battery power^②, 1.3 kg
Order No. 4850 400 6530

AP 300

227 Wh battery power^②, 1.7 kg
Order No. 4850 400 6540

Lid for AP battery slot



To cover the battery slot on battery power tools in the STIHL PRO battery power system range. Protects against dust and dirt during longer periods of storage.

Order No. 4850 602 0900

BGA 56 BGA 100 Flat nozzle

NEW

Available from
Autumn 2018!



Makes heavy or wet blowable materials easier to remove because of the high air speed

Order No. 4866 701 8301

AR backpack batteries



Backpack lithium-ion batteries with big capacity for longer running times. Sturdy housing with base and charge level indicator (six LEDs), comfortable and ergonomic harness with integrated carry handle and rain cover.

AR 1000

626 Wh battery power^②,
4.1 kg^③/5.5 kg^④,
with USB port for charging
smartphones etc.

Order No. 4865 400 6505

AR 3000

1,148 Wh battery power^②,
6.8 kg^③/8.1 kg^④

Order No. 4865 400 6520

Standard charger AL 101



240 V. Compatible with STIHL AP and AK batteries. With charge level indicator (LED). Cord wrap with velcro. Wall mounting possible.

Order No. 4850 430 2525

AL quick chargers



240 V. For STIHL AK, AP and AR batteries. Device in housing base for wall mounting and cable rewind, with operating mode indicator (LED) and active battery cooling.

AL 300

Order No. 4850 430 5505

AL 500

Order No. 4850 430 5705

Carrying system



Convenient, lightweight carrying system for up to two AP batteries. Can be used in combination with an AP holster with a connecting cable – as an alternative to the AR backpack batteries. Suitable for tools with a socket and tools with a battery slot.

Order No. 4850 490 0400

Support cushion set



For retrofitting to all FS harnesses in the ADVANCE series without comfort carry rings. With a belt adapter for attaching the support cushions for FSA and BGA to the AR backpack batteries' carrying system and hip belt

Order No. 0000 007 1045

STIHL professional tip:



STIHL offers a wide selection of batteries for products in the COMPACT and PRO battery power systems. STIHL recommends a specific battery for each product so that you're always best equipped for your work. In making recommendations, we take into account the ideal combination of maximum power to performance, sufficient battery runtime, lowest possible weight and balanced weight distribution. The result: you always get the best out of your power tools.



Battery belt with harness **NEW**



Sturdy and ergonomically shaped belt with comfortable harness for weight distribution across hips and shoulders. Reduced total weight in the hand, as the battery in the AP holster with connecting cable is worn on the belt. Power is transmitted in combination with additional accessories, such as by the AP holster with connecting cable for tools with a socket, and additionally with an AP adapter for tools with a battery slot.

Order No. 4850 490 0500

Accessories: Bag for battery belt



Can be used to easily carry another AP battery or accessories such as safety glasses, gloves or resin remover spray. Attaches to the battery belt.

Order No. 4850 491 0101

Accessories: Weight kits for AP adapter



Attached to the AP adapter to improve the balance of the machine, e.g. for FSA 90, approx. 500 g.

Order No. 4850 007 1001

Battery boxes

A space-saving and convenient way to transport batteries and chargers. Compatible with the Sortimo L-BOXX and Sortimo Globelyst in-vehicle systems.



For two AP batteries and AL 300 or AL 500 a charger.

Order No. 0000 881 5605



For AP or AR batteries and chargers.

Order No. 7013 200 0004

AP holster with connecting cable



Makes it possible to transfer energy between a STIHL AP battery and a tool with a socket. Can be combined with the battery belt carrying system with harness. Cable length: 120 cm. With integrated electronics for overload switching with acoustic signals.

Order No. 4850 440 5101

AP connecting cord adapter



Makes it possible to transfer energy between an AR battery and tool with AP socket

Order No. 7004 200 0011

Tool classes

STIHL has the optimum solution for any application – in the PRO battery power system range. If you need maximum freedom of movement, tools with a battery slot are the right choice. If you need minimum weight for long periods of work, tools with a socket are ideal for the task at hand.



Tools with a battery slot

The battery slot is encased in the tool housing. The battery can be easily removed by loosening the locking lever.



Power tools with a socket

To transfer power, the socket and the tool is connected to the STIHL AP or AR batteries using the connecting cable. This means that the battery can be conveniently worn on the body.

Battery accessories for tools with a socket

The combination of accessory parts you need to work ergonomically is based on which battery power supply you choose – the AP or AR battery.



Battery power supply



AP 200
AP 300



AR 1000
AR 3000

Accessories
Carrying systems and
belt connection accessories



Battery belt with
harness or carrying system

AP holster with
connecting cable








Support cushion set





Support cushion set

FSA 130	•	•	•
FSA 130 R	•	•	•
HSA 94 R	•	•	–
HSA 94 T	•	•	–
BGA 100	•	•	•
KMA 130 R	•	•	•

FSA 130	•
FSA 130 R	•
HSA 94 R	–
HSA 94 T	–
BGA 100	•
KMA 130 R	•

	AP 200	AP 300	AR 1000	AR 3000
				
Battery charging times (min) ①				
AL 101 	125/ 165	190/ 250	–	–
AL 300 	30/ 55	45/ 75	130/ 180	220/ 300
AL 500 	25/ 35	25/ 35	90/ 120	120/ 160
Working hours per battery charge (up to ... min) ②				
STIHL MSA 160 C-BQ	35	50	125	230
STIHL MSA 200 C-BQ	35	45	110	200
STIHL MSA 160 T	35	50	125	230
STIHL HTA 85	35	55	125	230
STIHL KMA 130 R (with FS-KM, nylon mowing head) ③④	25/15/12 ⑤	38/23/18 ⑤	105/63/50 ⑤	1193/115/92 ⑤
STIHL KMA 130 R (with FS-KM, grass cutting blade) ④	48/32/25 ⑤	73/47/38 ⑤	201/131/104 ⑤	368/240/191 ⑤
STIHL FSA 65	50	75	200	380
STIHL FSA 85	30	45	120	220
STIHL FSA 90 (with grass cutting blade)	30	45	120	220
STIHL FSA 130 R (with nylon mowing head)	25/20/15 ⑤	40/30/20 ⑤	100/85/70 ⑤	190/150/125 ⑤
STIHL FSA 130 (with grass cutting blade)	60/45/30 ⑤	85/70/45 ⑤	230/185/120 ⑤	420/320/215 ⑤
STIHL HSA 66	120	180	450	800
STIHL HSA 86	120	180	450	800
STIHL HSA 94 R	90/80/70 ⑤	135/120/105 ⑤	380/350/320 ⑤	700/630/570 ⑤
STIHL HSA 94 T	90/80/70 ⑤	135/120/105 ⑤	380/350/320 ⑤	700/630/570 ⑤
STIHL HLA 65	120	180	450	800
STIHL HLA 85	120	180	450	800
STIHL BGA 85	16	24	65	115
STIHL BGA 100	55/22/13/10 ⑥	83/33/21/16 ⑥	225/95/60/45 ⑥	395/160/100/75 ⑥
STIHL KGA 770	140	210	–	–
STIHL TSA 230	12	18	50	95
STIHL ASA 65	420	630	–	–
STIHL ASA 85	400	600	–	–
Battery ranges (up to ... m²) ②				
STIHL RMA 370	240–270	340–370	–	–
STIHL RMA 410 C	350	500	–	–
STIHL RMA 510	290	400	–	–

 Recommended attachments
 Reduced tool performance

① Charging times in minutes to 80%/100% capacity

② The battery working times and area specifications for each battery charge are estimates and may vary depending on how the tool is used and what is being cut

③ **NEW** Available from Autumn 2018!

⑤ Level 1/level 2/level 3

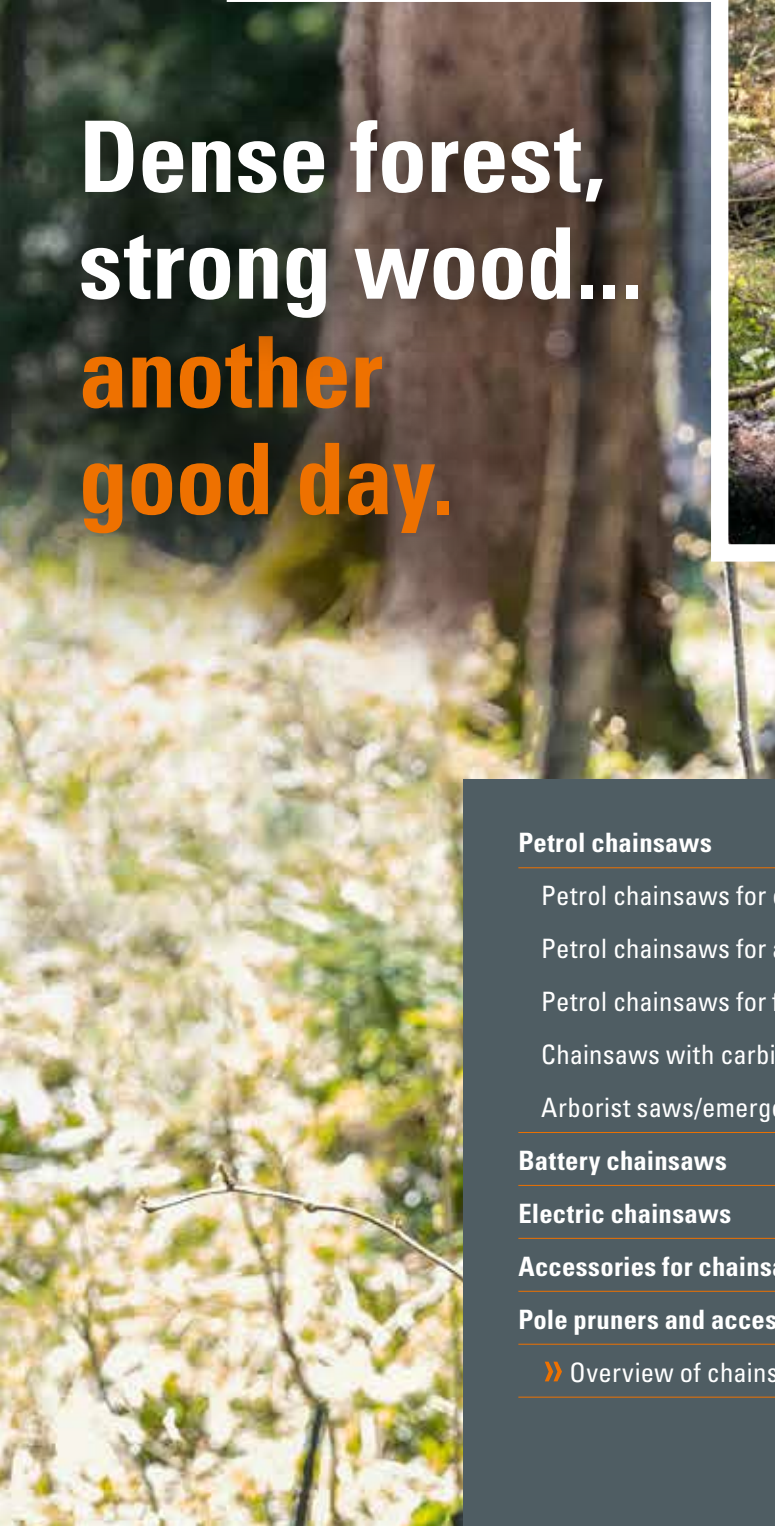
⑥ Level 1/level 2/level 3/boost



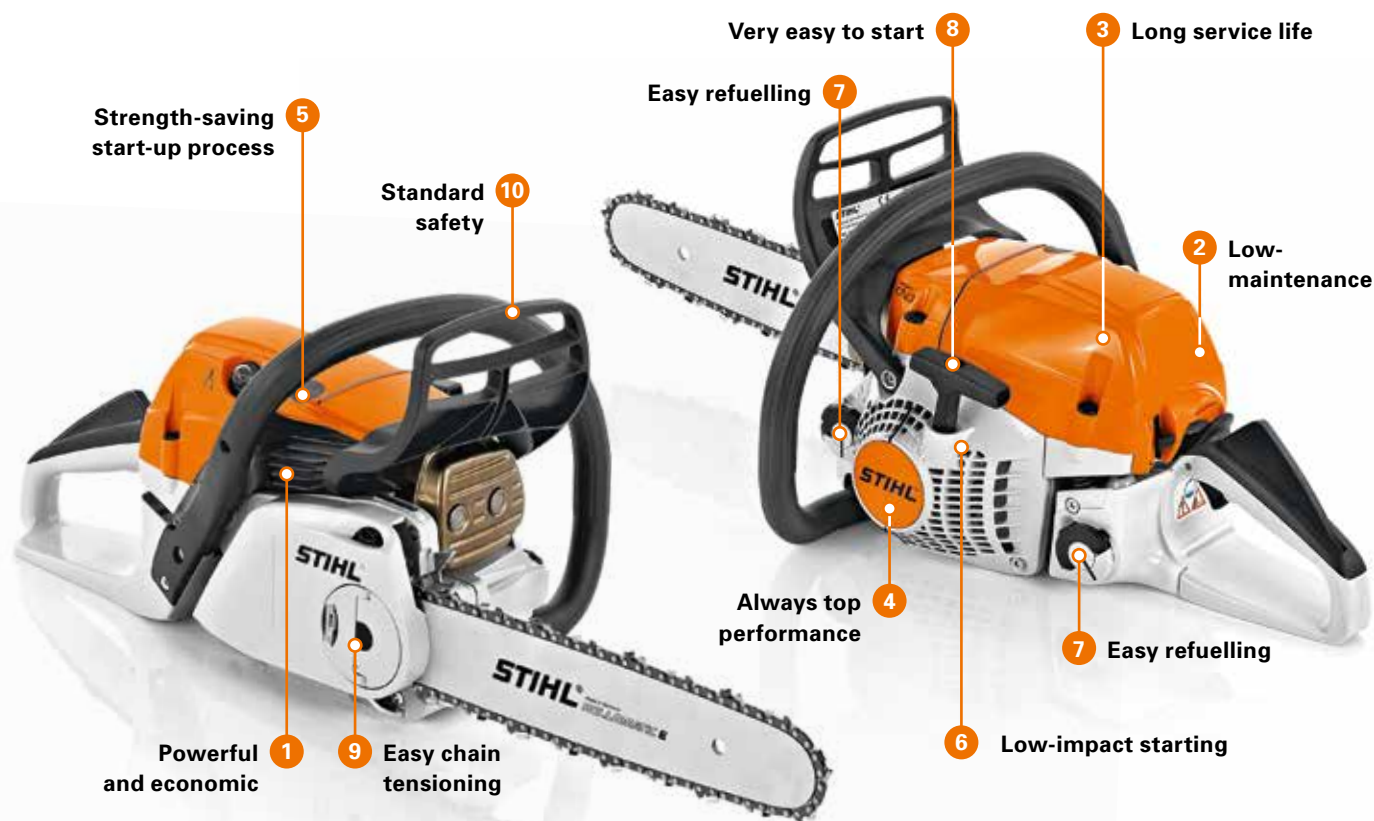


Get the best out of your working day – we'll help you achieve your goals with chainsaws that precisely meet your needs. All our tools are built using over 90 years of experience and passion for the technical details. So you can always rely on your chainsaw.

Dense forest,
strong wood...
another
good day.



Petrol chainsaws	35
Petrol chainsaws for cutting firewood and grounds maintenance	35
Petrol chainsaws for agriculture/the construction industry and horticulture	37
Petrol chainsaws for forestry work	38
Chainsaws with carbide saw chains	41
Arborist saws/emergency services saws	42
Battery chainsaws	44
Electric chainsaws	46
Accessories for chainsaws	47
Pole pruners and accessories	50
» Overview of chainsaws and pole pruners	52



Technology

- 1 STIHL 2-MIX engine**
The STIHL 2-MIX engine is both powerful and economical. Separating the exhaust emissions from the unburnt gas minimises flushing losses, and therefore increases the power output while reducing consumption.
- 2 Long-life air filter system with air routing**
Compared with conventional air filter systems, the service life of the filter is significantly increased.
- 3 HD2 filter**
This air filter keeps even the finest dust away from the engine, ensuring a particularly long service life. Thanks to its special material, the filter can easily be cleaned by washing, for example with STIHL Varioclean and warm water.
- 4 STIHL M-Tronic (M)**
For a cold start, the STIHL M-Tronic only needs one start position on the combi-lever. After starting, you can immediately power up to full speed. The system precisely calculates the amount of fuel needed and supplies it in line with requirements. Otherwise, start in position I as usual.



Comfort

- 5 Decompression valve**
Reduces the necessary starting power, making it easier to start the chainsaw.
- 6 STIHL ElastoStart**
This special shock absorber grip with damper ensures jerk-free starting without load peaks.
- 7 Tool-free fuel caps**
Special caps to open and close the fuel cap quickly, easily and without tools.
- 8 STIHL Easy2Start (E)**
A spring between the starter cord reel and crankshaft relieves the strain when starting, meaning that excessive pulling on the cord is no longer needed. The result is a convenient starting procedure with practically no effort.
- 9 STIHL Quick Chain Tensioning (B)**
With STIHL Quick Chain Tensioning, it's easy to adjust the saw chain, without tools and without coming into contact with the sharp saw chain itself. Just release the sprocket cover and turn the adjusting wheel to set the optimum tension.

Safety






- 10 Front hand guard with STIHL QuickStop**
By moving the front hand guard, the chain brake is manually activated and blocks the saw chain. If there is enough kickback, the chain brake is triggered automatically. The saw chain comes to a standstill within a fraction of a second.



Please note that not all products are equipped with the features listed here. Only the most important features are described on this page. For further explanations and information, see page 246 onwards or online at www.stihl.com.au.



Petrol chainsaws for cutting firewood and grounds maintenance

-  For occasional users and craftsmen
-  Excellent for cutting firewood
-  For grounds maintenance
-  For felling small trees
-  For building with wood

MS 170



30.1 cm³, 1.3 kW/1.8 hp, 3.9 kg^①. Entry-level model for cutting firewood. Easy to use thanks to combi-lever.

Bar length	Order No.
35 cm / 14"	1130 200 0335

MS 171



31.8 cm³, 1.3 kW/1.8 hp, 4.3 kg^①. An advanced saw for cutting firewood and grounds maintenance. Side-mounted chain tensioning for safe and easy chain tensioning, long-life air filter system prevents the air filter from prematurely clogging, economical 2-MIX engine.

Bar length	Order No.
35 cm / 14"	1139 200 0382

MS 180



31.8 cm³, 1.4 kW/1.9 hp, 3.9 kg^①. Entry-level model for cutting firewood, with more power than the MS 170 and side-mounted chain tensioning for quick and safe chain tensioning.

Bar length	Order No.
40 cm / 16"	1130 200 0444

Recommended bar length: lines in bold in the order information show you the bar lengths that are recommended for each chainsaw.

B = Quick Chain Tensioning

E = Easy2Start

① Weight excluding fuel, guide bar and saw chain

For retail pricing visit www.stihl.com.au

MS 181



31.8 cm³, 1.5 kW/2.0 hp, 4.3 kg^①. Highly suitable for grounds maintenance. Advanced features as with the MS 171. Metal stop claws to easily and precisely guide the saw into the cut.

Bar length	Order No.
40 cm / 16"	1139 200 0189

➤ **Additional versions:**

MS 181 C-BE, see table, page 52

MS 231



42.6 cm³, 2.0 kW/2.7 hp, 4.8 kg^①. Great for cutting firewood. Side-mounted chain tensioning for safe and easy chain tensioning, long-life air filter system for long cleaning intervals, tool-free fuel caps for safe and easy refuelling, economical 2-MIX engine.

Bar length	Order No.
40 cm / 16"	1143 200 0634

➤ **Additional versions:**

MS 231 C-BE, see table, page 52

MS 211



35.2 cm³, 1.7 kW/2.3 hp, 4.3 kg^①. Good for cutting firewood. Side-mounted chain tensioning, fuel-efficient 2-MIX engine, switch between summer and winter mode for optimal running performance in all conditions, $\frac{3}{8}$ " PM3 saw chain for good cutting performance.

Bar length	Order No.
40 cm / 16"	1139 200 0262

➤ **Additional versions:**

MS 211 C-BE, see table, page 52

MS 251



45.6 cm³, 2.2 kW/3.0 hp, 4.8 kg^①. Good for harvesting firewood in forests. Side-mounted chain tensioning, rugged and durable .325" cutting attachment, economical 2-MIX engine.



Bar length	Order No.
45 cm / 18"	1143 200 0320

➤ **Additional versions:**

MS 251 C-BEQ*, see table, page 52



Petrol chainsaws for agriculture/the construction industry and horticulture

-  For farmers, landscapers and craftsmen
-  For landscape maintenance and cutting firewood and timber

MS 291 C-BE



NEW



55.5 cm³, 2.8 kW/3.8 hp, 5.6 kg^①. Great for harvesting firewood. Economical 2-MIX engine, long-life air filter system ensures a long filter life, tool-free fuel caps for safe and easy refuelling, .325 RM saw chain for great cutting performance.

Additional version: MS 291, see page 52

Bar length	Order No.
45 cm / 18"	1141 200 0343

MS 311



59.0 cm³, 3.1 kW/4.2 hp, 6.2 kg^①. For felling in medium-sized stands. Long-life air filter service life for very long filter service life, economical 2-MIX engine, and decompression valve for effortless starting.

Bar length	Order No.
50 cm / 20"	1140 200 0213

MS 391



64.1 cm³, 3.3 kW/4.5 hp, 6.2 kg^①. Great for felling firewood and for building with wood. Long-life air filter service life for very long filter service life, economical 2-MIX engine, and decompression valve for effortless starting.






Bar length	Order No.
50 cm / 20"	1140 200 0230

A C comfort feature in the product name: Many STIHL tools are standard-fitted with special comfort features, which can be identified by the C in the product name, e.g. MS 291 C-BE. The E stands for the STIHL Easy2Start, and the B for Quick Chain Tensioning.

For suitable fuels and lubricants, see page 194 onwards.



Petrol chainsaws for forestry

-  Powerful, enduring and responsive
-  Designed to overcome any professional challenge
-  For all forestry, felling, branch trimming and bucking jobs
-  High performance, low weight and superb comfort and convenience
-  Many models are fitted with M-Tronic as standard

MS 241 C-M



While stocks last

42.6 cm³, 2.3 kW/3.1 hp, 4.5 kg^①. Excellent for harvesting thin wood, with more powerful engine performance at a low weight. Standard-fitted with M-Tronic, long-life air filter system with HD2 filter requires only occasional cleaning, captive nut on the sprocket cover, economical 2-MIX engine, $\frac{3}{8}$ " PS saw chain for very high cutting performance.

Bar length	Order No.
40 cm / 16"	1143 200 0269

MS 261 C-M



50.2 cm³, 3.0 kW/4.1 hp, 4.9 kg^①. Great for working in low-density and medium-density stands. Fitted with STIHL M-Tronic as standard, resulting in optimum engine performance guaranteed at all times, while its single start position and stop button function mean easy starting. Long-life air filter system with HD2 filter for only occasional cleaning, and captive nuts on the sprocket cover.

Bar length	Order No.
40 cm / 16"	1141 200 0564

➤ **Additional versions:**
MS 261 C-MQ* see table, page 52

Tuning kit MS 261 – Picco Super



Conversion kit for a faster cutting attachment (40 cm) for the MS 261. Ideal for harvesting pinewood. Contains: 1 guide bar, 3 saw chains and 1 rim sprocket, 20% more cutting power than with the Rapid Super attachment, with sprocket also suitable for the MS 260.

Order No. 0000 007 1900

MS 362 C-M



59.0 cm³, 3.5 kW/4.8 hp, 5.6 kg^①. Great for working in medium-density stands. Long-life air filter system with HD2 filter ensures an excellent filtering effect, M-Tronic for optimum engine performance at all times and easy starting thanks to one start position and stop button function, captive nuts on the sprocket cover for quick and easy chain replacement, economical 2-MIX engine.

Bar length	Order No.
50 cm / 20"	1140 200 0233

MS 461



76.5 cm³, 4.4 kW/6.0 hp, 6.7 kg^①. High-power chainsaw for medium-density to high-density stands. With economical 2-MIX engine, HD2 filter with good filtering effect, tool-free fuel caps for safe and easy refuelling, raised felling bar for easy control of the direction of the fall.

Bar length	Order No.
50 cm / 20"	1128 200 0433

MS 381



While stocks last



72.2 cm³, 3.9 kW/5.3 hp, 6.6 kg^①. For very heavy duty use on a wide variety of commercial or farming jobs. Decompression and ElastoStart handle on pull cord for easier starting.

Bar length	Order No.
50 cm / 20"	1119 200 0115

MS 462 C-M



Available with lightweight guide bar

NEW

Available from Winter 2018!



72.2 cm³, 4.4 kW/6.0 hp, 6.0 kg^①. The lightest high-performance saw in the 70 cm³ cubic capacity class. Extraordinarily easy to manoeuvre, with outstanding acceleration. For felling and pruning in medium-density and high-density stands. Fitted with M-Tronic as standard; HD2 filter with very good filtering effect. Captive nuts on the sprocket cover make it easy to change the chain; tool-free fuel caps for easy and safe filling with fuels and lubricants; economical 2-MIX engine.

Bar length	Order No.
50 cm / 20"	1142 200 0008
50 cm / 20" ^②	1142 200 0114 (Includes ES Light bar as standard)

B = Quick Chain Tensioning
M = M-Tronic
Q = QuickStop Super chain brake
① Weight excluding fuel, guide bar and saw chain
② Including lightweight guide bar




STIHL professional tip:





If you won't be using your STIHL chainsaw for a long time, it's best to do the following: Empty the fuel from the fuel tank into an approved container. Then let the chainsaw run until it stops by itself and there is no more fuel in the fuel system. Remove the saw chain and the guide bar, and clean the cutting attachment with STIHL Varioclean to prevent it from gumming. Fill up the chain lubricant. Store your chainsaw in a dry environment and protect it from the sun. Keep it free from dust by storing it in a bag or a STIHL chainsaw case. Make sure it is safe from unwanted access (e.g. children).

Chainsaws and pole pruners

2









MS 661 C-M

91.1 cm³, 5.4 kW/7.3 hp, 7.4 kg[Ⓢ]. The competition chainsaw used in the STIHL TIMBERSPORTS® SERIES. Big timber saw for the toughest jobs in forestry. The M-Tronic guarantees optimum engine performance at all times, while its single start position and stop button function mean easy starting. Controlled-delivery high-performance oil pump for conveying high quantities of oil; HD2 filter with very good filter effect, economical 2-MIX engine.

Bar length	Order No.
63 cm / 25"	1144 200 0036





MS 880

121.6 cm³, 6.4 kW/8.7 hp, 10.0 kg[Ⓢ]. The most powerful series-produced chainsaw in the world. Decompression valve and STIHL ElastoStart ensure an effortless chainsaw start, HD2 filter guarantees a long filter life, tool-free fuel cap for safe and easy refuelling.

Bar length	Order No.
63 cm / 25"	1124 200 0133
75 cm / 30"	1124 200 0132
80 cm / 31"	1124 200 0131
90 cm / 35"	1124 200 0129



Chainsaws with carbide saw chains

- For occasional as well as professional users
- Carbide-tipped saw chains that stay sharp up to ten times longer
- Particularly well-suited to working with dirty wood

B = Quick Chain Tensioning Q = QuickStop Super chain brake
E = Easy2Start
M = M-Tronic

MS 201 TC-M with Duro 3 saw chain



35.2 cm³, 1.8 kW/2.4 hp, 3.7 kg^①. The most powerful STIHL arborist saw^②. Standard-fitted with M-Tronic for optimal engine performance right from the word go, economical 2-MIX engine, captive nut on the sprocket cover, lightweight guide bar reduces the total weight.

Bar length	Order No.
30 cm / 12"	1145 200 0195

Duro carbide saw chains



The Duro name stands for our carbide saw chains. These were designed for cutting dirty wood, and stay sharp up to ten times longer than conventional saw chains, even with occasional ground contact.

2

**Stays sharp
up to ten times
longer than
conventional
saw chains.**

More on page 60.



① Weight excluding fuel, guide bar and saw chain

② Including lightweight guide bar

③ Specially designed for working among tree branches and should only be used by trained arborists



Arborist saws

- Lightweight special chainsaws
- For cutting branches and crown reduction
- With precise handling
- Optimum ergonomics
- Battery chainsaw for use in noise-sensitive areas

MS 150 TC-E



23.6 cm³, 1.0 kW/1.3 hp, 2.6 kg^①. STIHL's lightest arborist saw^②. Manual fuel pump and STIHL Easy2Start guarantee easy starting, standard-fitted with 1/4" PM3 saw chain for a fine cut.

Bar length	Order No.
30 cm / 12"	1146 200 0048

MS 193 T



30.1 cm³, 1.3 kW/1.8 hp, 3.3 kg^①. STIHL's universal arborist saw^②. Economical 2-MIX engine, captive nut on the sprocket cover.

Bar length	Order No.
30 cm / 12"	1137 200 0224

MS 201 TC-M



35.2 cm³, 1.8 kW/2.4 hp, 3.7 kg^①. The most powerful STIHL arborist saw^②. Standard-fitted with M-Tronic for optimum engine performance right from the word go, economical 2-MIX engine, captive nut on the sprocket cover, lightweight guide bar reduces the total weight.

Bar length	Order No.
30 cm / 12" ^③	1145 200 0180

MSA 160 T



Very lightweight, professional battery arborist saw^② for use in noise-sensitive areas. High cutting performance thanks to the 1/4" PM3 saw chain, captive nut on the sprocket cover, weight: 2.3 kg^⑤.

MSA 160 T excluding battery and charger^⑥

Bar length	Order No.
30 cm / 12"	1252 200 0000



Emergency services saws

- For emergency operations and fire fighting
- Special saw chain with carbide alloy plating
- Tremendous performance in the medium rpm range

MS 461



76.5 cm³, 4.4 kW/6.0 hp, 7.2 kg^①. For emergency operations and firefighting. Additional handle for quick and easy adjustment of cutting depth, large starter grip and decompression valve for safe and easy chainsaw starting, special saw chain plated with impact-resistant carbide plates.

Bar length	Order No.
50 cm / 20"	1128 200 0452

STIHL professional tip:



Unlike ordinary chainsaws, special emergency services saws are usually used for plunge cutting. This means the front bar nose is immersed in the cutting material. The cutting depth limiter allows you to precisely define the desired cutting depth.

- ① Weight excluding fuel, guide bar and saw chain
- ② Specially designed for working among tree branches and should only be used by trained arborists
- ③ Including lightweight guide bar
- ④ Explanation of symbols on page 247
- ⑤ Weight excluding battery, including guide bar and saw chain
- ⑥ Including guide bar and saw chain

E = Easy2Start
M = M-Tronic

T = Top handle



Battery chainsaws

- For occasional users, landscapers and craftsmen
- Ideal for use in noise-sensitive areas and enclosed spaces
- For cutting firewood and grounds maintenance
- For building with wood.

MSA 120 C-BQ



Lightweight battery chainsaw for grounds maintenance and straightforward but skilled manual jobs. Soft handle, quick and convenient chain change process due to STIHL Quick Chain Tensioning, QuickStop Super chain brake, oil tank with transparent viewing window, high cutting performance due to a 1/4" PM3 saw chain. Weight: 2.7 kg^①.

MSA 120 C-BQ excluding battery and charger^②

Bar length	Order No.
30 cm / 12"	1254 011 5800

MSA 120 C-BQ set with AK 20 and AL 101^②

Bar length	Order No.
30 cm / 12"	1254 011 5814

MSA 140 C-BQ



Lightweight battery chainsaw for grounds maintenance and straightforward but skilled manual jobs. 25% more cutting performance compared to the MSA 120 C-BQ. Soft handle, quick and convenient chain change process due to STIHL Quick Chain Tensioning, QuickStop Super chain brake, oil tank with transparent viewing window, high cutting performance due to a 1/4" PM3 saw chain. Weight: 2.6 kg^①.

MSA 140 C-BQ excluding battery and charger^②

Bar length	Order No.
30 cm / 12"	1254 011 5840

MSA 140 C-BQ set with AK 30 and AL 101^②

Bar length	Order No.
30 cm / 12"	1254 011 5854

B = Quick Chain Tensioning

Q = QuickStop Super chain brake

① Weight excluding battery but including guide bar and saw chain

② Including guide bar and saw chain

③ Explanation of symbols on page 247

For retail pricing visit www.stihl.com.au

MSA 160 C-BQ



Battery chainsaw for use in noise-sensitive areas. STIHL Quick Chain Tensioning, QuickStop Super chain brake, tool-free lube cap, with 1/4" PM3 saw chain for a fine cut and high cutting performance. Weight: 3.1 kg ^①.

MSA 160 C-BQ excluding battery and charger^②

Bar length	Order No.
30 cm / 12"	1250 200 0049

MSA 200 C-BQ



Battery chainsaw with high cutting performance for use in noise-sensitive areas. 44 % more cutting performance compared to the MSA 160 C-BQ. STIHL Quick Chain Tensioning, QuickStop Super chain brake, tool-free lube cap, with 1/4" PM3 saw chain for a fine cut and high cutting performance. Bumper spikes made of metal. Weight: 3.3 kg ^①.

MSA 200 C-BQ excluding battery and charger^②

Bar length	Order No.
35 cm / 14"	1251 200 0021

For suitable lithium-ion batteries and other accessories, see page 8 onwards.





MSE 170 CB-Q



240 V, 1.7 kW, 4.4 kg^①. Lightweight and convenient electric chainsaw for cutting firewood. Excellent ergonomics for effortless operation, QuickStop Super chain brake, soft handle for good grip and comfortable working, tool-free oil tank cap for easy and safe filling with chain oil, overload protection.

Bar length	Order No.
30 cm / 12"	1209 200 0050

Electric chainsaws

- For home users, tradesmen and farmers
- For working around the house
- Powerful electric motors with high cutting performance
- Practical features
- Switches on and off at the push of a button

B = Quick Chain Tensioning

Q = QuickStop Super chain brake

① Weight excluding cable and chain oil, including guide bar and saw chain

For retail pricing visit www.stihl.com.au



Accessories for chainsaws

- For making work easier
- Scabbards suitable for various bar lengths
- Carry bag or chainsaw case for easy transportation
- Tools and sawhorses
- Further accessories listed from page 202

Combination socket tool



For tensioning the chain and changing the chain, bar and spark plug.

Width across flats 19–13^②

Order No. 1129 890 3401

Width across flats 19–16^④

Order No. 0000 890 3400

Width across flats 16 and 13^⑤

Order No. 0000 890 3402

Multi-function tool



Practical, multi-function quality tool in a sturdy plastic case. 3.5 mm flat-blade screwdriver for carburettor adjustment and cleaning grooves, Torx® TX 27 screwdriver, nylon pouch with belt loop.

Width across flats 19–13^②

Order No. 0000 881 5501

Width across flats 19–16^④

Order No. 0000 881 5502

Chainsaw case



For storage and transport of all battery-powered and petrol chainsaws with bar lengths up to 45 cm (not suitable for electric chainsaws or petrol chainsaws MS 462 C-M, MS 661 C-M and MS 880).

Order No. 0000 900 4008

② From MS 261 up
③ For MS 271, MS 291, MS 311, and MS 391

⑥ For MS 271, MS 291, MS 311, MS 391
④ For MS 170, MS 171, MS 180, MS 181, MS 193, MS 211, MS 231, MS 241, and MS 251
⑤ For MS 150 and MS 201

Wooden sawhorse



Lightweight design. For cutting firewood with ease, max. bearing load 70 kg.

Order No. 0000 881 4602

Metal sawhorse



Robust design. Painted grey, chain with spring tensioning secures the trunk for cutting, max. bearing load 100 kg.

Order No. 0000 881 4607

Scabbards for arborist saws



Snap firmly into place on the sprocket cover. Covers the bumper spikes. For MS 193 T, MS 200 T and MS 201 T.

Up to 35 cm / 14" bar length

Order No. 0000 792 9160

Scabbard extension



30 cm long, for bars larger than 90 cm.

Order No. 0000 792 9140

Fuels, hand tools and forestry accessories can be found from page 194 onwards.

Scabbards



Bar attachment: 3005
① Mini

Bar attachment: 3005
①

Bar attachment: 3003
①

Bar attachment: 3002
①

Bar attachment: 3006
①

Scabbard length

Scabbard length	Bar attachment: 3005 ① Mini	Bar attachment: 3005 ①	Bar attachment: 3003 ①	Bar attachment: 3002 ①	Bar attachment: 3006 ①
Up to 25 cm					
Up to 35 cm	0000 792 9171	0000 792 9172			
Up to 37 cm			0000 792 9174		
Up to 45 cm		0000 792 9173	0000 792 9175		0000 792 9175
Up to 55 cm			0000 792 9176 ②		
Up to 63 cm			0000 792 9177	0000 792 9177	
Up to 75 cm			0000 792 9178	0000 792 9178	
Up to 90 cm			0000 792 9179	0000 792 9179	

STIHL professional tip:



In addition to the felling bar which STIHL chainsaws have running as a bearing line over the fan housing, hood and sprocket cover, the laser beam projected onto the ground allows even more efficient control over the direction of the fall. You can also use the 2-in-1 laser as a time-saving cutting guide when cutting firewood.



2-in-1 laser[®]

2-in-1 laser[®]

Order No. 1143 400 0200 (MS 231/251)



Felling direction indicator and cutting guide in one. For cutting short pieces of wood without complicated measuring, can be used as a felling direction indicator to check the cuts and felling direction, demonstration video on DVD. Choose the holder suitable for your chainsaw.

1139

1139 400 0200

MS 171, MS 181, MS 211, all design variants

1141

1141 400 0200

MS 261, MS 271, MS 291

Holder

Order number

Suitable for chainsaw






Pole pruners and accessories

- Available as a petrol, battery or electrical device
- For thinning out shrubs
- For cutting tall fruit trees
- Range of up to five metres
- Harnesses for effortless work

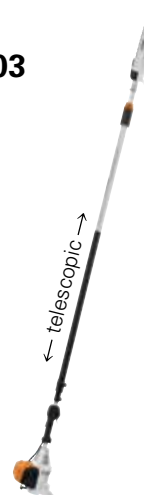
HT 75



25.4 cm³, 0.95 kW/1.3 hp, 7.3 kg^⓪. Professional pole pruner for orchard and arborist work. Lightweight, compact transmission with captive nut on the sprocket cover, optimised cutting performance due to the 1/4" PM3 saw chain. Highly ergonomic and very stable due to the reduced weight of the squarecut telescopic shaft. Total length: 270 – 390 cm.

Order No. 4138 200 0043

HT 103



31.4 cm³, 1.05 kW/1.4 hp, 7.2 kg^⓪. Professional pole pruner for orchard and arborist work. Lightweight, compact transmission with captive nut on the sprocket cover, optimised cutting performance due to the 1/4" PM3 saw chain, 4-MIX[®] engine with a simplified start system. Highly ergonomic and very stable due to the reduced weight of the square-cut telescopic shaft. Total length: 270 – 390 cm.

Order No. 4182 200 0169

Foot

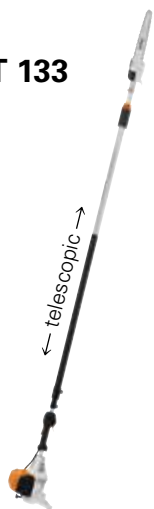


Foot to protect the battery from contact with the ground. Additional handle for short-term shaft extension, for HTA 85 and HLA 85.

Order No. 4857 007 1001

For suitable fuels and lubricants, see page 194 onwards.

HT 133



36.3 cm³, 1.4 kW/1.9 hp, 7.2 kg^①. Pole pruner with an ideal power-to-weight ratio for powerful cutting work in orchards and professional tree maintenance. Lightweight, compact transmission with captive nut on the sprocket cover, maximum cutting performance due to the 1/4" PM3 saw chain, 4-MIX[®] engine with a simplified start system. Highly ergonomic and very stable due to the reduced weight of the square-cut telescopic shaft. Total length: 270 – 390 cm.

Order No. 4182 200 0170

HTA 85



Battery pole pruner for fruit growers and professional arborists, with a telescopic shaft. Lightweight and powerful, with 1/4" PM3 saw chain for particularly precise biting characteristics and good cutting performance, minimum vibration and quiet for use in urban areas. With side-mounted chain tensioning and captive nut on the sprocket cover, total length 270 – 390 cm. Weight: 4.9 kg^②.

HTA 85
excluding battery and charger^⑤
Order No. 4857 200 0029

HTE 60



240 V, 1.45 kW, 5.1 kg^③.

The high-performance HTE 60 electric pole pruner can trim branches at a height of around 3.20 m. Also suitable for cutting back dense hedge growth, e.g. hornbeam, total length 210 cm.

Order No. 4810 200 0008

RTS harness



For prolonged use. Can be adjusted to the user's size, makes particularly effortless and ergonomic work possible. Can be used with the HT 75, HT 103, HT 133 (Square shaft versions), HTA 85, HTE 60, KombiEngines with HT-KM or HL-KM 145° (not KMA 130 R), HL 94, HLA 65, HLA 85 and HLE 71

Order No. 0000 790 4400

Suits HT 75, HT101, HT 131 Round shaft versions

Order No. 4812 790 4400

Bracket for telescopic shaft



For outstandingly ergonomic design in combination with a basic shoulder strap or the RTS harness. The tool is easy to attach and quick to release. Included in the scope of delivery with the HT 75, HT 103 and HT 133. Suitable for the HT 101, HT 131, HTA 85 and HLA 85.

Order No. 0000 790 8600

For suitable lithium-ion batteries and other accessories, see page 8 onwards.

STIHL professional tip:



The reduced weight of the transmission and telescopic shaft in the petrol hold pruners ensures noticeably easier work. The telescopic shaft with square-cut profile features maximum steadiness for a precise cut at significant heights. Equipped with the 1/4" PM3 saw chain, STIHL pole pruners are ideal for arborist work.

Angled gearhead



For HT 75, HT 103 and HT 133 (Square shaft versions)

Order No. 4182 640 0200



For HT 75, HT 101, HT 131 and HTE 60. (Round shaft version)

Order No. 4138 640 0201

① Weight excluding fuel, guide bar and saw chain
② Weight excluding battery, including guide bar and saw chain
③ Weight excluding cable and chain oil, including guide bar and saw chain

④ Explanation of symbols on page 247
⑤ Including guide bar and saw chain

Chainsaws and pole pruners

2

Petrol chainsaws for cutting firewood and grounds maintenance											
MS 170	1130 200 0335	35/14	30.1	1.3/1.8	3.9	3.4	100	111	5.2/5.5	–	
MS 171	1139 200 0382	35/14	31.8	1.3/1.8	4.3	3.3	99	112	4.0/4.5	2-MIX	
MS 180	1130 200 0444	40/16	31.8	1.4/1.9	3.9	3.0	100	112	6.6/7.8	–	
MS 181	1139 200 0189	40/16	31.8	1.5/2.0	4.3	2.9	100	112	3.5/3.0	2-MIX	
MS 181 C-BE	1139 200 0191	40/16	31.8	1.5/2.0	4.6	3.1	100	112	3.5/3.0	2-MIX	
MS 211	1139 200 0262	40/16	35.2	1.7/2.3	4.3	2.5	100	113	3.5/3.5	2-MIX	
MS 211 C-BE	1139 200 0381	40/16	35.2	1.7/2.3	4.6	2.7	100	113	3.5/3.5	2-MIX	
MS 231	1143 200 0634	40/16	42.6	2.0/2.7	4.8	2.4	103	114	3.9/3.9	2-MIX	
MS 231 C-BE	1143 200 0625	40/16	42.6	2.0/2.7	5.1	2.6	103	114	3.9/3.9	2-MIX	
MS 251	1143 200 0252	45/18	45.6	2.2/3.0	4.8	2.2	103	114	3.9/3.9	2-MIX	
MS 251 CB-E^ <div>NEW</div>	1143 200 0629	45/18	45.6	2.2/3.0	5.2	2.4	103	114	3.9/3.9	2-MIX	
MS 251 C-BEQ <div>Limited Stock</div>	1143 200 0424	45/18	45.6	2.2/3.0	5.2	2.4	103	114	3.9/3.9	2-MIX	
Petrol chainsaws for agriculture/the construction industry and horticulture											
MS 291	1141 200 0343	45/18	55.5	2.8/3.8	5.6	2.0	103	116	4.5/4.5	2-MIX	
MS 291 C-BE <div>NEW</div>	1141 200 0613	45/18	55.5	2.8/3.8	6.2	2.2	103	116	4.5/4.5	2-MIX	
MS 311	1140 200 0229	50/20	59.0	3.1/4.2	6.2	2.0	105	117	4.0/4.0	2-MIX	
MS 391	1140 200 0230	50/20	64.1	3.3/4.5	6.2	1.9	105	117	4.0/4.0	2-MIX	
Petrol chainsaws for forestry work											
MS 241 C-M <div>Limited Stock</div>	1143 200 0269	40/16	42.6	2.3/3.1	4.5	2.0	103	115	2.9/2.9	2-MIX	
MS 261 C-M	1141 200 0564	40/16	50.2	3.0/4.1	4.9	1.6	104	116	3.5/3.5	2-MIX	
MS 261 C-MQ <div>Limited Stock</div>	1141 200 0520	40/16	50.2	3.0/4.1	5.0	1.7	104	116	3.5/3.5	2-MIX	
MS 362 C-M	1140 200 0233	50/20	59.0	3.5/4.8	5.6	1.6	106	117	3.5/3.5	2-MIX	
MS 381 <div>Limited Stock</div>	1119 200 0115	50/20	72.2	3.9/5.3	6.6	1.7	87	107	5.2/7.1	–	
MS 461	1128 200 0433	50/20	76.5	4.4/6.0	6.7	1.5	105	117	4.0/3.8	2-MIX	
MS 462 C-M <div>NEW</div> <div>Available from Autumn 2018!</div>	1142 200 0008	50/20	72.2	4.4/6.0	6.0	1.4	108	119	4.8/3.6	2-MIX	
MS 462 C-M <div>NEW</div> ES Light bar	1142 200 0114	50/20	72.2	4.4/6.0	6.0	1.4	108	119	4.8/3.6	2-MIX	
MS 661 C-M	1144 200 0036	63/25	91.1	5.4/7.3	7.4	1.4	105	118	6.9/5.6	2-MIX	
MS 880	1124 200 0133	63/25	121.6	6.4/8.7	10.0	1.5	103	116	8.9/8.9	–	
	1124 200 0132	75/30									
	1124 200 0131	80/31									
	1124 200 0129	90/35									

● As standard
○ Retrofittable (accessory)

B = Quick Chain Tensioning
E = Easy2Start

Q = QuickStop Super chain brake
M = M-Tronic

Ⓢ The actual bar length is shorter than the stated bar length. Other available cutting attachments are detailed from page 64

^ MS 251 C-BE will be released when stocks of MS 251 CBE-Q are depleted

	Saw chain pitch	STIHL Oilomatic saw chain type ^②	Lightweight guide bar	Controlled-delivery oil pump	Side-mounted chain tensioning	STIHL Quick Chain Tensioning (B)	QuickStop Super chain brake (Q)	Manual fuel pump	Decompression valve	STIHL ElastoSStart	STIHL Easy2Start (E)	Long-life air filter system	HD2 filter	Tool-free fuel cap	STIHL M-Tronic (M)
	3/8" P	PM3 ^④	○	—	—	—	—	—	—	○	—	—	—	—	—
	3/8" P	PM3 ^④	○	—	●	○	—	—	—	○	—	●	—	●	—
	3/8" P	PM3 ^④	○	—	●	—	—	—	—	○	—	—	—	—	—
	3/8" P	PM3 ^④	○	—	●	○	—	—	—	○	—	●	—	●	—
	3/8" P	PM3 ^④	○	—	—	●	—	●	—	—	●	●	—	●	—
	3/8" P	PM3	○	—	●	○	—	—	—	○	—	●	—	●	—
	3/8" P	PM3	○	—	—	●	—	●	—	—	●	●	—	●	—
	.325"	RM3	○	—	●	○	—	—	—	○	—	●	●	●	—
	.325"	RM3	○	—	—	●	—	●	—	—	●	●	●	●	—
	.325"	RM3	○	—	●	○	—	—	—	○	—	●	●	●	—
	.325"	RM3	○	—	—	●	—	●	—	—	●	●	●	●	—
	.325"	RM3	○	—	—	●	●	●	—	—	●	●	●	●	—
	.325"	RM3	—	—	●	—	—	—	—	○	—	●	●	●	—
	.325"	RM3	—	—	—	●	—	●	—	—	●	●	●	●	—
	3/8"	RM	—	●	●	—	—	—	●	○	—	●	●	●	—
	3/8"	RM	—	●	●	—	—	—	●	○	—	●	●	●	—
	3/8" P	PS	○	●	●	—	—	—	●	●	—	●	●	●	●
	.325"	RS	—	●	●	—	—	—	●	●	—	●	●	●	●
	.325"	RS	—	●	●	—	●	—	●	●	—	●	●	●	●
	3/8"	RS	—	●	●	—	—	—	●	●	—	●	●	●	●
	3/8"	RS	—	—	●	—	—	—	●	●	—	—	—	●	—
	3/8"	RS	○	●	●	—	—	—	●	●	—	—	●	●	—
	3/8"	RS	○	●	●	—	—	—	●	●	—	●	●	●	●
	3/8"	RS	●	●	●	—	—	—	●	●	—	●	●	●	●
	3/8"	RS	●	●	●	—	—	—	●	●	—	—	●	●	●
	.404"	RS	—	●	●	—	—	—	●	●	—	—	●	●	—

② Weight excluding fuel, guide bar or saw chain

③ K value according to Dir. 2006/42/EC = 2.0 dB(A)

④ K value according to Dir. 2006/42/EC = 2 m/s²

⑤ A detailed explanation of the STIHL saw chain types can be found from page 59

⑥ Narrow cutting attachment

Chainsaws and pole pruners

	Order number	Bar length (cm / Inch) ^①	Displacement (cm³)	Power output (kW/hp)	Rated voltage (V)	Power consumption (kW)	Weight (kg)	Power-to-weight ratio (kg/kW)	Sound pressure level ^② (dB(A))	Sound power level ^② (dB(A))	Vibration level left/right ^③ (m/s²)	STIHL engine (2-MIX/4-MIX [®])
Chainsaw with carbide saw chain												
MS 201 TC-M with Duro 3 saw chain	1145 200 0195	30/12	35.2	1.8/2.4	–	–	3.7 ^②	2.1	98	112	3.5/3.1	2-MIX
Arborist saws												
MS 150 TC-E	1146 200 0048	30/12	23.6	1.0/1.3	–	–	2.6 ^②	2.6	97	110	4.9/4.9	2-MIX
MS 193 T	1137 200 0224	30/12	30.1	1.3/1.8	–	–	3.3 ^②	2.5	99	112	2.9/3.1	2-MIX
MS 201 TC-M	1145 200 0180	30/12	35.2	1.8/2.4	–	–	3.7 ^②	2.1	98	112	3.5/3.1	2-MIX
MSA 160 T	1252 200 0000	30/12	–	–	36	–	2.3 ^②	–	81	93	2.5/2.5	–
Emergency services saws												
MS 461 RESCUE	1128 200 0452	50/20	76.5	4.4/6.0	–	–	7.2 ^②	1.6	105	117	5.8/5.3	2-MIX
Battery chainsaws												
MSA 120 C-BQ	1254 011 5800	30/12	–	–	36	–	2.7 ^②	–	83	94	3.4/3.2	–
MSA 120 C-BQ set with AK 20 + AL 101	1254 011 5814	30/12	–	–	36	–	3.9 ^②	–	83	94	3.4/3.2	–
MSA 140 C-BQ	1254 011 5840	30/12	–	–	36	–	2.6 ^②	–	83	94	4.3/4.8	–
MSA 140 C-BQ set with AK 30 + AL 101	1254 011 5850	30/12	–	–	36	–	2.6 ^②	–	83	94	4.3/4.8	–
MSA 160 C-BQ	1250 200 0049	30/12	–	–	36	–	3.1 ^②	–	84	95	2.7/2.9	–
MSA 200 C-BQ	1251 200 0021	35/14	–	–	36	–	3.3 ^②	–	84	95	4.6/3.9	–
Electric chainsaws												
MSE 170 C-BQ	1209 200 0050	35/14	–	–	240	1.7	3.9 ^②	–	92	103	2.9/3.4	–
Petrol pole pruner												
HT 75	4138 200 0043	30/12	25.4	0.95/1.3	–	–	7.3 ^②	–	91	107	6.2/5.4	–
HT 103	4182 200 0169	30/12	31.4	1.05/1.4	–	–	7.2 ^②	–	89	106	3.6/4.3	4-MIX [®]
HT 133	4182 200 0170	30/12	36.3	1.4/1.9	–	–	7.2 ^②	–	93	109	3.6/4.3	4-MIX [®]
Battery pole pruner												
HTA 85	4857 200 0029	30/12	–	–	36	–	4.9 ^②	–	76	93	1.0/1.0	–
Electric pole pruner												
HTE 60	4810 200 0008	30/12	–	–	240	1.45	5.1 ^②	–	94	106	3.6/4.8	–

● As standard
○ Retrofittable (accessory)

B = Quick Chain Tensioning
E = Easy2Start

Q = QuickStop Super chain brake
T = Top handle

① The actual bar length is shorter than the stated bar length. Other available cutting attachments are detailed from page 64

② K factor according to Dir. 2006/42/EC = 2.0 dB(A)

	Cable length (m)	Saw chain pitch	STIHL Ollomatic saw chain type ③	Total length with cutting attachment (cm)	Lightweight guide bar	Controlled-delivery oil pump	Side-mounted chain tensioning	STIHL Quick Chain Tensioning (B)	QuickStop Super chain brake (Q)	Manual fuel pump	Decompression valve	STIHL anti-vibration system	STIHL ElastoStart	STIHL Easy2Start (E)	Long-life air filter system	HD2 filter	Tool-free fuel cap	STIHL M-Tronic (M)	Tool-free oil tank cap	Overload protection	LED overload indicator	Soft grip	Automatic decompression
—	3/8" P	PD3	—	●	●	●	—	—	—	—	—	●	—	—	—	—	●	●	—	—	—	—	—
—	1/4" P	PM3	—	—	—	●	—	—	●	—	—	—	●	—	—	—	●	—	—	—	—	—	—
—	3/8" P	PM3 ⑥	—	—	—	●	—	—	●	—	—	○	—	—	—	—	●	—	—	—	—	—	—
—	3/8" P	PS3	—	●	●	●	—	—	—	—	—	●	—	—	—	—	●	●	—	—	—	—	—
—	1/4" P	PM3	—	—	—	●	—	●	—	—	—	—	—	—	—	—	—	—	●	●	—	●	—
—	3/8" P	RDR	—	—	●	●	—	—	—	●	—	—	—	—	—	●	●	—	—	—	—	—	—
—	1/4" P	PM3	—	—	—	—	●	●	—	—	—	—	—	—	—	—	—	—	●	—	●	—	—
—	1/4" P	PM3	—	—	—	—	●	●	—	—	—	—	—	—	—	—	—	—	●	—	●	—	—
—	1/4" P	PM3	—	—	—	—	●	●	—	—	—	—	—	—	—	—	—	—	●	—	●	—	—
—	1/4" P	PM3	—	—	—	—	●	●	—	—	—	—	—	—	—	—	—	—	●	—	●	—	—
—	1/4" P	PM3	—	—	—	—	●	●	—	—	—	—	—	—	—	—	—	—	●	—	●	—	—
4.0	3/8" P	PM3 ⑥	—	○	—	—	●	●	—	—	—	—	—	—	—	—	—	●	●	—	●	—	—
—	1/4" P	PM3	—	—	—	●	—	—	—	—	●	—	—	—	—	—	—	●	—	—	—	—	—
—	1/4" P	PM3	—	—	—	●	—	—	—	—	●	—	—	—	—	—	—	●	—	—	—	—	●
—	1/4" P	PM3	—	—	—	●	—	—	—	—	●	—	—	—	—	—	—	●	—	—	—	—	●
—	1/4" P	PM3	—	—	—	●	—	—	—	—	—	—	—	—	—	—	—	●	●	—	●	—	—
0.3	3/8" P	PM3 ⑥	210	—	—	●	—	—	—	—	—	—	—	—	—	—	—	●	●	—	●	—	—

③ K factor according to Dir. 2006/42/EC = 2 m/s²

④ A detailed explanation of the STIHL saw chain types can be found from page 59

⑤ Weight excluding fuel, guide bar or saw chain

⑥ Weight excluding cable, chain oil, guide bar and saw chain

⑦ Weight excluding battery, including guide bar and saw chain

⑧ Narrow cutting attachment

**It takes time to look
after your chain...
but every second
is worth it.**

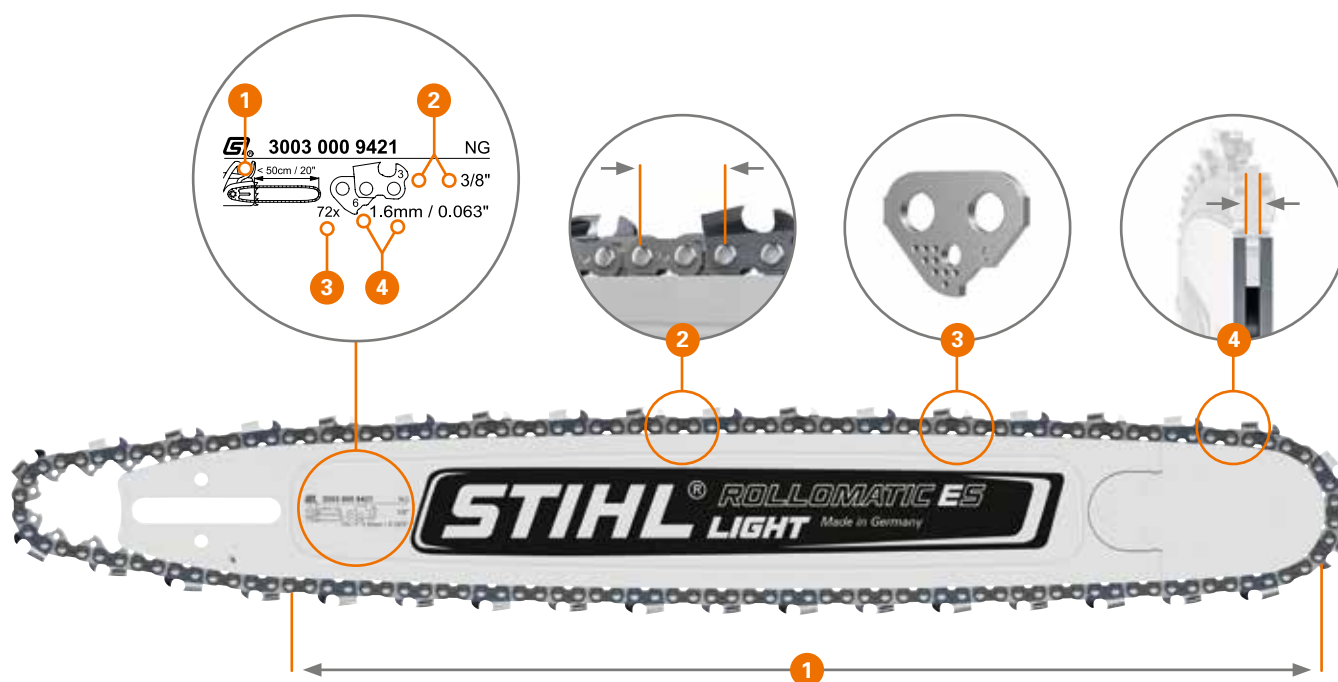


Quality down to the smallest detail: Our saw chains and guide bars are built with much love for detail, combined with a high degree of technical knowledge and experience – for maximum precision and precise cut guidance.



Saw chains	59
Guide bars	62
» Saw chains and guide bars overview	64
Tools for cutting attachment maintenance	70

Cutting attachments



Finding the right saw chain for you

To find the right saw chain your intended purpose, and so that the chain saw, bar and chain fit together, you need some information. The service field on the bar will provide you with the following four values:

1 Bar length



Choose the right bar length depending on your intended use.

2 Chain pitch



The chain pitch indicates the average distance between the rivet pins. The divisions of chain, rail and chainsaw must be co-ordinated.

3 Number of drive links



The number of drive links determines the length of the chain. Only the drive links are counted here, not including the blade teeth.

4 Groove width/drive link thickness



The chain is guided in the rail using the drive links. The groove width of the guide bar must match the drive link thickness.

Once you have determined the four values specified, select the right chain type for your intended use. The chain type is determined by the shape of the blade tooth. Tooth shapes are a major contributing factor in fulfilling the various requirements.

Micro



Reliable and comfortable half-chisel tooth chains, sturdy and easy to handle.

Super



Powerful full-chisel tooth chains for maximum cutting performance.

Duro



Saw chains with carbide plating for use on dirty wood.

You can find out more information from page 59.

i Please note that not all products are equipped with the same features. Only the most important features are described on this page. For further explanations and information, see page 246 onwards or online at www.stihl.com.au.

Original **STIHL**
Swiss Made



Original STIHL saw chains: superior quality for peak performance

- Alongside engine units, STIHL develops its own saw chains and guide bars. This means that the three components are always guaranteed to match each other perfectly.
- STIHL production quality: STIHL saw chains are manufactured with Swiss precision in our STIHL factory in Wil, Switzerland. They are made using special machines that have also been developed and manufactured by STIHL.
- Super cutting performance: STIHL saw chains not only deliver an outstanding cutting performance on STIHL chainsaws, but are also excellent on chainsaws from other manufacturers.



Saw chains

- Swiss precision from our STIHL factory in Wil, Switzerland
- Outstanding cutting performance and operational reliability
- Galvanised teeth made from special steel and hardened rivets
- Perfectly match the guide bar and chainsaw



Micro

Micro saw chains are particularly reliable and comfortable to use. The half-chiselled tooth chain offers a high-quality cut with minimum vibration, and can be easily sharpened. This means it is also a good choice for occasional users and agricultural applications.

Micro saw chain



Minimum-vibration saw chain, high cut quality, sturdy, and low chatter.

	$\frac{1}{4}'' P$	$\frac{1}{4}''$	$\frac{3}{8}'' P$.325"	$\frac{3}{8}''$.404"
1.3 mm		3660	3613	3684	3650	
1.5 mm ^①				3685	3651	
1.6 mm				3686	3652	3668

Micro 3 saw chain



Saw chain offering low kickback and minimum vibration, with humped drive links. High cut quality, soft cutting characteristics, sturdy, and low chatter.

	$\frac{1}{4}'' P$	$\frac{1}{4}''$	$\frac{3}{8}'' P$.325"	$\frac{3}{8}''$.404"
1.1 mm	3670		3610 ^②			
1.3 mm			3636	3687	3662	
1.5 mm ^①				3688		
1.6 mm				3689	3664	

How it works: STIHL saw chains are available with different drive link thicknesses and pitches. Use the table to find the correct part number.

	Pitch	Pitch
Drive link thickness	Part order number	Part order number

^① Chains for saws from other manufacturers
^② Narrow cutting attachment



Super

Super saw chains feature the highest cutting performance among all STIHL saw chains. This is achieved through the full-chisel tooth and low cutting resistance, making Super saw chains ideal for professional forestry and harvesting wood.

Super saw chain



Minimum-vibration and high-performance saw chain for professional users. Extremely high piercing and cutting performance with a high-quality cut and low chatter.

	1/4" P	1/4"	3/8" P	.325"	3/8"	.404"
1.3 mm			3617	3637	3623	
1.5 mm ①				3638	3622	
1.6 mm				3639	3621	3946

Super 3 saw chain



High-performance saw chain offering low kickback and minimum vibration, with humped drive links. High piercing and cutting performance with a high-quality cut and low chatter.

	1/4" P	1/4"	3/8" P	.325"	3/8"	.404"
1.3 mm			3616		3624	
1.6 mm					3626	



Duro

Duro saw chains are extremely robust and low-wear. Their carbide plating means that the chains stay sharp for up to ten times longer than traditional chains. This means that a Duro chain is great for cutting dirty wood. Chainsaws that are already equipped with Duro saw chains can be found on page 41.

Duro 3 saw chain



An extremely robust and low-kickback carbide saw chain with pumped drive links for demanding use. It stays sharp for up to ten times longer than conventional saw chains without resharp-ening. Extremely robust, highly durable, minimum vibration.

	1/4" P	1/4"	3/8" P	.325"	3/8"	.404"
1.3 mm			3612	3665	3681	
1.5 mm ①				3666	3682	
1.6 mm				3667	3683	

① Chains for saws from other manufacturers

Special saw chain applications

You'll always find the right saw chain for your application at STIHL. We offer saw chains that are tailored to specific applications for special areas of use. The guide bars to match are also available from STIHL.

Carving



Special saw chain for wood carvers. Minimum vibration, very good cutting performance, shortened cutter top plate means it is not necessary to apply pressure when piercing, capable of a noticeably better piercing speed compared to conventional $\frac{1}{4}$ " saw chains.



MS 150, MSA 120/140/160/200
MS 170/171/180/181/193/201/
211/231/241/251

	$\frac{1}{4}$ "	Carving E, 30 cm
Saw chain	3670 000 0064 ②	3005 000 3105
Guide bar	3661 000 0064	3005 000 3205

Emergency services (RDR)



Special saw chain for the toughest jobs, suitable for use by fire services, emergency services and technical assistance teams (e.g. wood with nails, composite material and bulletproof glass). Blade teeth with all-over plating made from impact-resistant carbide plates.



MS 461

	$\frac{3}{8}$ "	Rollomatic ES, 50 cm
Saw chain	3944 000 0072	3003 002 9421

Cutting to length – wood harvester/firewood processor (RMHS, RMH)



Saw chain for use on special machines in mechanical wood harvesting and firewood preparation, robust and durable. Reduced tensions result in low levels of crack formation with low wear and a particularly long service life. **Must not be used on hand-guided chainsaws.**



Please contact your authorised dealer for further information.

Longitudinal cut (RMX, PMX)



Special longitudinal cut saw chain for use on longitudinal cut tools as well as mobile small sawmills. Half-chisel tooth chain with high cut quality, with a low level of vibration and soft cutting characteristics.



Please contact your authorised dealer for further information.



Guide bars

- Suitable for a variety of tasks: from harvesting wood and carving, through to cutting firewood
- Made from high-quality and highly resistant chrome molybdenum steel
- Optimal transfer of engine power to cutting performance
- Duromatic E solid bars for demanding tasks involving hard wood

Lightweight guide bars

STIHL consistently focuses on lightweight design, even when it comes to the guide bars. You can choose between the E-Light and ES-Light bars. We offer the right solution, whether it's for small, lightweight saws or for powerful felling saws.

The table on the right shows which guide bar is suitable for each type of use. For technical details relating to the guide bars, see page 249.

STIHL Rollomatic E Mini Light



For easier work with pole pruners or when harvesting thin wood. Weight advantage of up to 25% (at a length of 35 cm).

STIHL Rollomatic E Light



Made of three steel plates which have been extensively hollowed out and electrically welded together. The hollow areas are filled with glass fibre-reinforced polyamide. A weight reduction of up to 30% (at a length of 40 cm) compared to conventional bars. Maintenance-free due to close bearings in the sprocket nose.

STIHL Rollomatic ES Light



Made of special wear-resistant steel. The spaces are cut out and then welded using a special laser process. Stable hollow body with a rigid outer and substructure, 30% lighter than the Rollomatic ES STIHL E-matic with angled oil hole, bar nose fully replaceable. Maintenance-free due to close bearings in the sprocket nose.

STIHL Rollomatic E Mini



Particularly narrow guide bar. For the small-link $\frac{3}{8}$ " Picco Micro 3 in narrow version or the $\frac{1}{4}$ " Picco Micro 3. Considerable weight savings coupled with improved cutting performance.

STIHL Rollomatic E



Body made of three electrically welded metal plates; the middle plate is extensively hollowed out. Low weight, high stability, available with small and large bar nose. Maintenance-free due to close bearings in the sprocket nose.

STIHL Rollomatic ES



For the highest professional demands on high-performance machines. Solid and particularly rigid bar body, bar nose fully replaceable, elliptically shaped, angled oil holes for optimum lubrication. Maintenance-free due to close bearings in the sprocket nose.

STIHL Duromatic E



Solid bar for chainsaws in the middle and high performance categories. Exceptionally hard-wearing; bar nose is protected by carbide plating, STIHL E-matic with angled oil hole for optimum lubrication.

STIHL Carving E



Three-part carving bar with solid stellite tip. For wood carvers and arborists cutting wood with a very small radius. Extremely low kickback, light, durable. Marks embossed into the guide bar allow the exact position of the bar nose to be determined while cutting.

	Cutting firewood/ grounds maintenance	Agriculture/the con- struction industry and horticulture	Forestry	Tree maintenance	Battery chainsaws	Electric chainsaws	Pole pruners	Carving	Emergency services
Guide bars									
STIHL Rollomatic E Mini Light	++	+	○	++	–	++	++	○	–
STIHL Rollomatic E Light	++	++	○	++	–	++	○	○	–
STIHL Rollomatic ES Light	○	○	++	+	–	–	–	–	–
STIHL Rollomatic E Mini	++	+	○	++	++	++	++	○	–
STIHL Rollomatic E (up to 10 Z)	++	++	○	+	–	++	○	○	–
STIHL Rollomatic E (11 Z)	+	+	++	–	–	+	–	–	–
STIHL Rollomatic ES	+	+	++	–	–	–	–	–	++
STIHL Duromatic E	○	++	+	–	–	–	–	–	–
STIHL Carving E	–	–	–	++	+	+	+	++	–

Z = Number of teeth in sprocket nose

○ Suitable

– Less suitable

+ Recommended



++ Highly recommended



STIHL professional tip:

The closed bearings in the sprocket nose have lifetime lubrication for longer durability and less maintenance, meaning that re-lubrication is unnecessary. Even better: you save time and the environment as well as reducing the strain on your wallet.



Cutting attachments

	Bar length (cm / inch) ①	Chain pitch (inches)	Drive link thickness / groove width (mm)	Number of drive links	Picco Micro 3 (PM3) Part order number	Rapid Micro (RM) Part order number	Rapid Micro 3 (RM3) Part order number	Picco Super (PS) Part order number	Picco Super 3 (PS3) Part order number	Rapid Super (RS) Part order number	Rapid Super 3 (RS3) Part order number	Picco Duro 3 (PD3) Part order number	Rapid Duro 3 (RD3) Part order number	
Chainsaws					Saw chains 									
MS 150 T, MS 193 T, MSA 120, MSA 140, MSA 160, MSA 160 T, MSA 200	25/10	1/4 P	1.1	56	3670	–	–	–	–	–	–	–	–	
	30/12	1/4 P	1.1	64	3670	–	–	–	–	–	–	–	–	
MS 150 T, MS 193 T, MSA 160, MSA 200	35/14	1/4 P	1.1	72	3670	–	–	–	–	–	–	–	–	
MS 170, MS 171, MS 180 ②, MS 181, MS 192 T, MSE 170 ②	30/12	3/8 P	1.1	44	3610 ②	–	–	–	–	–	–	–	–	
	35/14	3/8 P	1.1	50	3610 ②	–	–	–	–	–	–	–	–	
	40/16	3/8 P	1.1	55	3610 ②	–	–	–	–	–	–	–	–	
MS 180, MS 210, MS 211, MS 230, MS 231 ③, MS 241, MSE 170 ③	30/12	3/8 P	1.3	44	3636	–	–	3617	3616	–	–	3612	–	
	35/14	3/8 P	1.3	50	3636	–	–	3617	3616	–	–	3612	–	
	40/16	3/8 P	1.3	55	3636	–	–	3617	3616	–	–	3612	–	
MS 201 T	30/12	3/8 P	1.3	44	3636	–	–	–	3616	–	–	3612	–	
	35/14	3/8 P	1.3	50	3636	–	–	–	3616	–	–	3612	–	
	40/16	3/8 P	1.3	55	3636	–	–	–	3616	–	–	3612	–	
MS 250, MS 251 ③	35/14	.325	1.6	56	–	–	3689	–	–	3639	–	–	3667	
	40/16	.325	1.6	62	–	–	3689	–	–	3639	–	–	3667	
	45/18	.325	1.6	68	–	–	–	–	3686	–	–	–	3667	
MS 241	30/12	3/8 P	1.3	44	3636	–	–	3617	3616	–	–	3612	–	
	35/14	3/8 P	1.3	50	3636	–	–	3617	3616	–	–	3612	–	
	40/16	3/8 P	1.3	55	3636	–	–	3617	3616	–	–	3612	–	
MS 260, MS 261	32/12.5	.325	1.6	56	–	3686	3689	–	–	3639	–	–	3667	
	37/14.5	.325	1.6	62	–	3686	3689	–	–	3639	–	–	3667	
	40/16	.325	1.6	67	–	3686	3689	–	–	3639	–	–	3667	
	40/16	3/8 P	1.3	60	–	–	–	3617 ④	–	–	–	–	–	
MS 290/291	40/16	.325	1.6	67	–	3686	–	–	–	3639	–	–	3667	
	45/18	.325	1.6	74	–	3686	–	–	–	3639	–	–	3667	
	50/20	.325	1.6	81	–	3686	–	–	–	3639	–	–	3667	
MS 291, MS 310, MS 311, MS 361, MS 362, MS 390, MS 391	40/16	3/8	1.6	60	–	3652	3664	–	–	3621	3626	–	3683	
	45/18	3/8	1.6	66	–	3652	3664	–	–	3621	3626	–	3683	
MS 291, MS 310, MS 311, MS 361, MS 362, MS 390, MS 391, MS 440, MS 441, MS 460, MS 461, MS 462, MS 660, MS 661	40/16	3/8	1.6	60	–	3652	3664	–	–	3621	3626	–	3683	
	45/18	3/8	1.6	66	–	3652	3664	–	–	3621	3626	–	3683	
	50/20	3/8	1.6	72	–	3652	–	–	–	3621	3626	–	3683	
	63/25	3/8	1.6	84	–	3652	–	–	–	3621	3626	–	3683	
	71/28	3/8	1.6	91	–	–	–	–	–	3621	3626	–	3683	
	75/30	3/8	1.6	98	–	3652	–	–	–	3621	–	–	3683	
	80/31	3/8	1.6	105	–	–	–	–	–	3621	3626	–	3683	
	90/36	3/8	1.6	114	–	–	–	–	–	3621	3626	–	3683	
MS 880	53/21	.404	1.6	68	–	–	–	–	–	3668 ⑥	3946 ⑥	–	–	
	63/25	.404	1.6	80	–	–	–	–	–	3668 ⑥	3946 ⑥	–	–	
	75/30	.404	1.6	91	–	–	–	–	–	3668 ⑥	3946 ⑥	–	–	
	90/36	.404	1.6	104	–	–	–	–	–	3668 ⑥	3946 ⑥	–	–	
	90/36	.404	1.6	108	–	–	–	–	–	3668 ⑥	3946 ⑥	–	–	
	150/59	.404	1.6	173	–	3668 ⑥	–	–	–	3946 ⑥	–	–	–	
Pole pruners					Saw chains 									
HT 75, HT 101, HT 103, HT 133, HTA 65, HTA 85, HTE 60	25/10	1/4 P	1.1	56	3670	–	–	–	–	–	–	–	–	
	30/12	1/4 P	1.1	64	3670	–	–	–	–	–	–	–	–	
HT 75, HT 101, HT 131, HTE 60	30/12	3/8 P	1.1	44	3610 ②	–	–	–	–	–	–	–	–	

① The actual bar length is shorter than the stated bar length

② For models built since 2014

③ An extra drive link must be used on the MS 231 and MS 251 (35 and 40 cm bar length) and on the MSE 170, (30, 35 and 40 cm bar length) models with Quick Chain Tensioning and seven-tooth sprocket

Rollomatic E Light Order number	Rollomatic ES Light Order number	Rollomatic E Order number	Rollomatic ES Order number	Number of teeth in sprocket nose	Rollomatic E Order number	Bar length (cm / inch) ①	
Guide bars 							Chainsaws
-	-	3005 008 3403	-	8	-	25/10	MS 150 T, MS 193 T, MSA 120, MSA 140, MSA 160, MSA 160 T, MSA 200
-	-	3005 008 3405	-	8	-	30/12	
-	-	3005 008 3409	-	8	-	35/14	MS 150 T, MS 193 T, MSA 160, MSA 200
3005 000 7605	-	3005 000 3905	-	7	-	30/12	MS 170, MS 171, MS 180 b, MS 181, MS 192 T, MSE 170 c
3005 000 7609	-	3005 000 3909	-	7	-	35/14	
-	-	3005 811 3913	-	7	-	40/16	
3005 000 7405	-	3005 000 4805	-	9	-	30/12	MS 180, MS 210, MS 211, MS 230, MS 231 c, MS 241, MSE 170 c
3005 000 7409	-	3005 000 4809	-	9	-	35/14	
3005 000 7413	-	3005 000 4813	-	9	-	40/16	
3005 000 7405	-	3005 000 4805	-	9	-	30/12	MS 201 T
3005 000 7409	-	3005 000 4809	-	9	-	35/14	
3005 000 7413	-	3005 000 4813	-	9	-	40/16	
-	-	3005 000 4709	-	11	-	35/14	MS 250, MS 251 c
-	-	3005 000 4713	-	11	-	40/16	
-	-	3005 008 4717	-	11	-	45/18	
3005 000 7405	-	3005 000 4805	-	9	-	30/12	MS241
3005 000 7409	-	3005 000 4809	-	9	-	35/14	
3005 000 7413	-	3005 000 4813	-	9	-	40/16	
-	-	3003 000 5306	-	11	-	32/12.5	MS 260, MS 261
-	-	3003 000 6811	-	11	-	37/14.5	
-	-	3003 000 6813	-	11	3003 000 9213	40/16	
-	-	3003 000 6313 ④	-	9	-	40/16	MS 261
-	-	3003 000 6813	-	11	3003 001 9213	40/16	
-	-	3003 008 6817	-	11	3003 000 9217	45/18	
-	-	3003 008 6821	-	11	-	50/20	MS 291, MS 310, MS 311, MS 361, MS 362, MS 390, MS 391
-	-	3003 000 6113	-	10	-	40/16	
-	-	3003 008 6117	-	10	-	45/18	
-	-	3003 000 5213	-	11	3003 000 9213	40/16	MS 440, MS 441, MS 460, MS 461, MS 462, MS 660, MS 661
-	-	3003 000 5217	-	11	3003 000 9217	45/18	
-	3003 000 2021	3003 000 5221	3003 000 9421	11	3003 000 9221	50/20	
-	3003 000 2031	3003 000 5231	3003 000 9431	11	3003 001 5631	63/25	MS 880
-	3003 000 2038	-	-	11	-	71/28	
-	-	-	3003 000 6041	11	-	75/30	
-	3003 000 2046	-	-	11	-	80/31	
-	3003 000 2053	-	3003 000 6053	11	-	90/36	
-	-	-	-	12	-	53/21	MS 880
-	-	-	3002 000 9731	12	3002 000 9231	63/25	
-	-	-	3002 000 9741	12	3002 001 9231	75/30	
-	-	-	-	12	3002 000 8052	90/36	
-	-	-	3002 000 9753	12	-	90/36	
-	-	-	3002 000 9576	12	-	150/59	
Guide bars 							Pole pruners
-	-	3005 008 3403	-	8	-	25/10	HT 75, HT 101, HT 103, HT 133, HTA 65, HTA 85, HTE 60
-	-	3005 008 3405	-	8	-	30/12	
3005 000 7605	-	3005 000 3905	-	7	-	30/12	HT 75, HT 101, HT 131, HTE 60

Composition of the 11-digit order number for saw chains

Part order number

+

000

+

00 + required number
of drive links ⑤

=

Order number

Example:
**MS 150 with a 25 cm
bar length and PM3
saw chain**

3670

+

000

+

0056

=

3670 000 0056

④ Saw chain/guide bar forms part of the MS 261 tuning kit
⑤ If the number of drive links has three digits, the second zero
is not used. This results in an 11-digit order number

⑥ Applies to seven-tooth sprockets;
extra drive link for eight-tooth sprockets
⑦ Narrow cutting attachment

Cutting attachments

	Chain Pitch	Chain gauge in mm	Chain gauge in inches	Order No.
Picco Saw Chains				
Picco Micro Mini 3 (61 PMM3)				
12" / 30 cm	3/8 P	1.1	.043	3610 000 0044
14" / 35 cm	3/8 P	1.1	.043	3610 000 0050
16" / 40 cm	3/8 P	1.1	.043	3610 000 0055
25FT Roll	3/8 P	1.1	.043	3610 000 0410
100FT Roll	3/8 P	1.1	.043	3610 000 1640
Picco Micro (71 PM3)				
12" / 30 cm	1/4	1.1	.043	3670 000 0064
14" / 35 cm	1/4	1.1	.043	3670 000 0072
25FT Roll	1/4	1.1	.043	3670 000 0600
Picco Micro (63 PM)				
12" / 30 cm	3/8	1.3	.050	3613 000 0044
14" / 35 cm	3/8	1.3	.050	3613 000 0050
16" / 40 cm	3/8	1.3	.050	3613 000 0055
25FT Roll	3/8	1.3	.050	3613 000 0410
100FT Roll	3/8	1.3	.050	3613 000 1640
Picco Micro 3 (63 PM3)				
12" / 30 cm	3/8	1.3	.050	3636 000 0044
14" / 35 cm	3/8	1.3	.050	3636 000 0050
16" / 40 cm	3/8	1.3	.050	3636 000 0055
25FT Roll	3/8	1.3	.050	3636 000 0410
Picco Super 3 (63 PS3)				
12" / 30 cm	3/8	1.3	.050	3616 000 0044
14" / 35 cm	3/8	1.3	.050	3616 000 0050
16" / 40 cm	3/8	1.3	.050	3616 000 0055
25FT Roll	3/8	1.3	.050	3616 000 0410
100FT Roll	3/8	1.3	.050	3616 000 1640
Picco Super (63 PS)				
12" / 30 cm	3/8	1.3	.050	3617 000 0044
14" / 35 cm	3/8	1.3	.050	3617 000 0050
16" / 40 cm	3/8	1.3	.050	3617 000 0055
25FT Roll	3/8	1.3	.050	3617 000 0410
100FT Roll	3/8	1.3	.050	3617 000 1640
Picco Micro for competitor chainsaws (63 PM)				
14" / 35 cm	3/8	1.3	.050	3613 000 0052
16" / 40 cm	3/8	1.3	.050	3613 000 0056

	Chain Pitch	Chain gauge in mm	Chain gauge in inches	Order No.
Rapid Super Saw Chains				
Rapid Super (26 RS)				
13/14" / 33/35 cm ^①	.325	1.6	.063	3639 000 0056
15/16" / 38/40 cm ^①	.325	1.6	.063	3639 000 0062
16" / 40 cm	.325	1.6	.063	3639 000 0067
18" / 45 cm	.325	1.6	.063	3639 000 0068
18" / 45 cm	.325	1.6	.063	3639 000 0074
20" / 50 cm	.325	1.6	.063	3639 000 0081
25FT Roll	.325	1.6	.063	3639 000 0460
100FT Roll	.325	1.6	.063	3639 000 1840
Rapid Super (36 RS)				
16" / 40 cm	3/8	1.6	.063	3621 000 0060
18" / 45 cm	3/8	1.6	.063	3621 000 0066
20" / 50 cm	3/8	1.6	.063	3621 000 0072
22" / 55 cm	3/8	1.6	.063	3621 000 0076
25" / 63 cm	3/8	1.6	.063	3621 000 0084
25" / 63 cm ^②	3/8	1.6	.063	3621 000 0085
28" / 71 cm	3/8	1.6	.063	3621 000 0091
30" / 75 cm	3/8	1.6	.063	3621 000 0098
31" / 80 cm	3/8	1.6	.063	3621 000 0105
36" / 90 cm	3/8	1.6	.063	3621 000 0114
25FT Roll	3/8	1.6	.063	3621 000 0410
100FT Roll	3/8	1.6	.063	3621 000 1640
Rapid Super (46 RS)				
21" / 53 cm	.404	1.6	.063	3946 000 0068
25" / 63 cm	.404	1.6	.063	3946 000 0077
30" / 75 cm	.404	1.6	.063	3946 000 0091
32" / 80 cm	.404	1.6	.063	3946 000 0100
36" / 90 cm	.404	1.6	.063	3946 000 0104
25FT Roll	.404	1.6	.063	3946 000 0370
100FT Roll	.404	1.6	.063	3946 000 1480
Rapid Super for competitor chainsaws (25 RS)				
15" / 38 cm	.325	1.5	.058	3638 000 0064
16" / 40 cm	.325	1.5	.058	3638 000 0066
18" / 45 cm	.325	1.5	.058	3638 000 0072
25FT Roll	.325	1.5	.058	3638 000 0460
Rapid Super for competitor chainsaws (33 RS)				
16" / 40 cm	3/8	1.3	.050	3623 000 0060
20" / 50 cm	3/8	1.3	.050	3623 000 0070
25FT Roll	3/8	1.3	.050	3623 000 0410
Rapid Super for competitor chainsaws (35 RS)				
16" / 40 cm	3/8	1.5	.058	3622 000 0060
18" / 45 cm	3/8	1.5	.058	3622 000 0068
20" / 50 cm	3/8	1.5	.058	3622 000 0072
24" / 60 cm	3/8	1.5	.058	3622 000 0084
28" / 64 cm	3/8	1.5	.058	3622 000 0092
25FT Roll	3/8	1.5	.058	3622 000 0410
100FT Roll	3/8	1.5	.058	3622 000 1640

① Depending on model, please see chains, bars and accessories catalogue for more information.

② For 8 tooth sprocket

	Chain Pitch	Chain gauge in mm	Chain gauge in inches	Order No.
Rapid Micro Saw Chains				
Rapid Micro (26 RM)				
13/14" / 33/35 cm ^①	.325	1.6	.063	3686 000 0056
15/16" / 38/40 cm ^①	.325	1.6	.063	3686 000 0062
16" / 40 cm	.325	1.6	.063	3686 000 0067
18" / 45 cm	.325	1.6	.063	3686 000 0068
18" / 45 cm	.325	1.6	.063	3686 000 0074
25FT Roll	.325	1.6	.063	3686 000 0460
100FT Roll	.325	1.6	.063	3686 000 1840
Rapid Micro (36 RM)				
16" / 40 cm	$\frac{3}{8}$	1.6	.063	3652 000 0060
17/18" / 43/45 cm ^①	$\frac{3}{8}$	1.6	.063	3652 000 0066
20" / 50 cm	$\frac{3}{8}$	1.6	.063	3652 000 0072
25" / 63 cm	$\frac{3}{8}$	1.6	.063	3652 000 0084
25" / 63 cm ^②	$\frac{3}{8}$	1.6	.063	3652 000 0085
30" / 75 cm	$\frac{3}{8}$	1.6	.063	3652 000 0098
25FT Roll	$\frac{3}{8}$	1.6	.063	3652 000 0410
100FT Roll	$\frac{3}{8}$	1.6	.063	3652 000 1640
Rapid Micro (46 RM)				
17" / 43 cm	.404	1.6	.063	3668 000 0060
21" / 53 cm	.404	1.6	.063	3668 000 0068
25" / 63 cm	.404	1.6	.063	3668 000 0080
30" / 75 cm	.404	1.6	.063	3668 000 0091
30" / 75 cm ^①	.404	1.6	.063	3668 000 0092
32" / 80 cm	.404	1.6	.063	3668 000 0100
36" / 90 cm	.404	1.6	.063	3668 000 0104
59" / 150 cm	.404	1.6	.063	3668 000 0173
25FT Roll	.404	1.6	.063	3668 000 0370
100FT Roll	.404	1.6	.063	3668 000 1480

	Chain Pitch	Chain gauge in mm	Chain gauge in inches	Order No.
Rapid Micro Saw Chains				
Rapid Micro for competitor chainsaws (23 RM)				
15/16" / 38/40 cm ^①	.325	1.3	.050	3627 000 0064
15/16" / 38/40 cm ^①	.325	1.3	.050	3627 000 0065
15/16" / 38/40 cm ^①	.325	1.3	.050	3627 000 0066
17/18" / 43/45 cm ^①	.325	1.3	.050	3627 000 0072
20/21" / 50/53 cm	.325	1.3	.050	3627 000 0078
25FT Roll	.325	1.3	.050	3684 000 0460
100FT Roll	.325	1.3	.050	3684 000 1840
Rapid Micro for competitor chainsaws (25 RM)				
15" / 38 cm	.325	1.5	.058	3685 000 0064
16" / 40 cm	.325	1.5	.058	3685 000 0066
16/17" / 40/43 cm ^①	.325	1.5	.058	3685 000 0068
18" / 45 cm	.325	1.5	.058	3685 000 0072
25FT Roll	.325	1.5	.058	3685 000 0460
100FT Roll	.325	1.5	.058	3685 000 1840
Rapid Micro for competitor chainsaws (33 RM)				
16" / 40 cm	$\frac{3}{8}$	1.3	.050	3650 000 0060
20" / 50 cm	$\frac{3}{8}$	1.3	.050	3650 000 0070
25FT Roll	$\frac{3}{8}$	1.3	.050	3650 000 0410
100FT Roll	$\frac{3}{8}$	1.3	.050	3650 000 1640
Rapid Micro for competitor chainsaws (35 RM)				
16" / 40 cm	$\frac{3}{8}$	1.5	.058	3651 000 0060
18" / 45 cm	$\frac{3}{8}$	1.5	.058	3651 000 0068
20" / 50 cm	$\frac{3}{8}$	1.5	.058	3651 000 0072
22" / 55 cm	$\frac{3}{8}$	1.5	.058	3651 000 0075
24" / 60 cm	$\frac{3}{8}$	1.5	.058	3651 000 0084
28" / 64 cm	$\frac{3}{8}$	1.5	.058	3651 000 0092
25FT Roll	$\frac{3}{8}$	1.5	.058	3651 000 0410
100FT Roll	$\frac{3}{8}$	1.5	.058	3651 000 1640

Specialist saw chains on next page

Cutting attachments

	Chain Pitch	Chain gauge in mm	Chain gauge in inches	Order No.
Duro Saw Chains				
Picco Duro 3 (63 PD3)				
12" / 30 cm	3/8	1.3	.050	3612 000 0044
14" / 35 cm	3/8	1.3	.050	3612 000 0050
16" / 40 cm	3/8	1.3	.050	3612 000 0055
25FT Roll	3/8	1.3	.050	3612 000 0410
Picco Duro 3 For competitor chainsaws (63 PD3)				
14" / 35 cm	3/8	1.3	.050	3612 000 0052
16" / 40 cm	3/8	1.3	.050	3612 000 0056
Rapid Duro 3 (26 RD3) .063				
13" / 14" / 33 / 35 cm ①	.325	1.6	.063	3667 000 0056
15" / 16" / 38 / 40 cm ①	.325	1.6	.063	3667 000 0062
16" / 40 cm	.325	1.6	.063	3667 000 0067
18" / 45 cm	.325	1.6	.063	3667 000 0068
18" / 45 cm	.325	1.6	.063	3667 000 0074
20" / 50 cm	.325	1.6	.063	3667 000 0081
25FT Roll	.325	1.6	.063	3667 000 0460
Rapid Duro 3 for competitor chainsaws (23 RD3)				
15" / 38 cm	.325	1.3	.050	3665 000 0065
16" / 40 cm	.325	1.3	.050	3665 000 0066
18" / 45 cm	.325	1.3	.050	3665 000 0072
25FT Roll	.325	1.3	.050	3665 000 0460
Rapid Duro 3 for competitor chainsaws (25 RD3)				
15" / 38 cm	.325	1.5	.058	3666 000 0064
16" / 40 cm	.325	1.5	.058	3666 000 0066
18" / 45 cm	.325	1.5	.058	3666 000 0072
25FT Roll	.325	1.5	.058	3666 000 0460
Rapid Duro (36 RD)				
16" / 40 cm	3/8	1.6	.063	3683 000 0060
18" / 45 cm	3/8	1.6	.063	3683 000 0066
20" / 50 cm	3/8	1.6	.063	3683 000 0072
22" / 55 cm	3/8	1.6	.063	3683 000 0076
25" / 63 cm	3/8	1.6	.063	3683 000 0084
25" / 63 cm ②	3/8	1.6	.063	3683 000 0085
30" / 75 cm	3/8	1.6	.063	3683 000 0098
25FT Roll	3/8	1.6	.063	3683 000 0410
Rapid Duro Rescue (36 RDR)				
20" / 50 cm	3/8	1.6	.063	3944 000 0072

	Chain gauge in inches	Order No.
Guide Bars		
1/4 P – 3005 – Rollomatic E Mini		
12" / 30 cm	.043	3005 008 3405
14" / 35 cm	.043	3005 008 3409
1/4 P – 3005 Rollomatic E Carving		
12" / 30 cm	.043	3005 000 3105
1/4 – 3005 – Rollomatic E Carving		
12" / 30 cm	.050	3005 000 3205
3/8 P – 3005 – Rollomatic E Mini		
12" / 30 cm	.043	3005 000 3905
14" / 35 cm	.043	3005 803 3909
16" / 40 cm	.043	3005 811 3913
3/8 P – 3005 – Rollomatic E Mini Light		
12" / 30 cm	.043	3005 000 7605
14" / 35 cm	.043	3005 000 7609
3/8 P – 3005 – Rollomatic E		
12" / 30 cm	.050	3005 000 4805
14" / 35 cm	.050	3005 000 4809
16" / 40 cm	.050	3005 000 4813
3/8 P – 3005 – Rollomatic E Light		
12" / 30 cm	.050	3005 000 7405
14" / 35 cm	.050	3005 000 7409
16" / 40 cm	.050	3005 000 7413
.325 – 3005 – Rollomatic E		
14" / 35 cm	.063	3005 000 4709
16" / 40 cm	.063	3005 814 4713
18" / 45 cm	.063	3005 008 4717
.325 – 3003 – Rollomatic E		
16" / 40 cm	.063	3003 000 6813

① Depending on model, please see chains, bars and accessories catalogue for more information.

② For 8 tooth sprocket

③ Sprocket change required

	Chain gauge in inches	Order No.
Guide Bars		
.325 – 3003 – Duromatic E		
16" / 40 cm	.063	3003 001 9213
18" / 45 cm	.063	3003 000 9217
3/8 – 3003 – Rollomatic E		
16" / 40 cm	.063	3003 000 5213
18" / 45 cm	.063	3003 000 5217
20" / 50 cm	.063	3003 000 5221
25" / 63 cm	.063	3003 000 5231
3/8 – 3003 – Rollomatic ES		
20" / 50 cm	.063	3003 000 9421
22" / 55 cm	.063	3003 000 9425
25" / 63 cm	.063	3003 000 9431
30" / 75 cm	.063	3003 000 6041
36" / 90 cm	.063	3003 000 6053
3/8 – 3003 – Rollomatic ES Light		
28" / 71 cm	.063	3003 000 2038
31" / 80 cm	.063	3003 000 2046
36" / 90 cm	.063	3003 000 2053
3/8 – 3003 – Duromatic E		
16" / 40 cm	.063	3003 000 9213
18" / 45 cm	.063	3003 000 9217
20" / 50 cm	.063	3003 000 9221
25" / 63 cm	.063	3003 001 5631
3/8 – 3002 – Duromatic E[®]		
17" / 43 cm	.063	3002 001 9215
.404 – 3002 – Rollomatic ES		
21" / 53 cm	.063	3002 000 9723
25" / 63 cm	.063	3002 000 9731
30" / 75 cm	.063	3002 000 9741
36" / 90 cm	.063	3002 000 9753
59" / 150 cm	.063	3002 000 9576
.404 – 3002 – Duromatic E		
25" / 63 cm	.063	3002 000 9231
30" / 75 cm	.063	3002 000 8041
32" / 80 cm	.063	3002 000 8045
36" / 90 cm	.063	3002 000 8052
.404 – 3003 – Rollomatic ES[®]		
20" / 50 cm	.063	3003 000 9721
25" / 63 cm	.063	3003 000 9731

	Chain Pitch	Chain gauge in mm	Chain gauge inches	Order No.
Specialist Saw Chains				
Rapid Micro Special Carving Chain (13 RM)				
12" / 30 cm	1/4	1.3	.050	3661 000 0064
Rapid Super Klassik (36 RSK)				
16" / 40 cm	3/8	1.6	.063	3898 000 0060
18" / 45 cm	3/8	1.6	.063	3898 000 0066
20" / 50 cm	3/8	1.6	.063	3898 000 0072
25" / 63 cm	3/8	1.6	.063	3898 000 0084
100FT Roll	3/8	1.6	.063	3898 000 1640
Rapid Micro Ripping (36 RMX)				
25FT Roll	3/8	1.6	.063	3653 000 0410
Rapid Super Square Klassik (36 RSLK)				
25FT Roll	3/8	1.6	.063	3680 000 0410
Rapid Super Square Full-Skip (36 RSLFK)				
25FT Roll	3/8	1.6	.063	3673 000 0410
100FT Roll	3/8	1.6	.063	3673 000 1640
Rapid Micro Harvester Special (40 RMHS)				
50FT Roll	.404	2.0	.078	3620 000 0740
Rapid Micro Harvester (40 RMH)				
100FT Roll	.404	2.0	.078	3996 000 1480
Rapid Super Full-Skip (45 RSF)				
25FT Roll	.404	-	.058	3924 000 0370
Rapid Super Square Ground Full Skip (46 RSLF)				
25FT Roll	.404	1.6	.063	3851 000 0370
100FT Roll	.404	1.6	.063	3851 000 1480
Rapid Standard Ripping (46 RCX)				
25FT Roll	.404	1.6	.063	3958 000 0370
100FT Roll	.404	1.6	.063	3958 000 1480
Rapid Micro Ripping (46 RMX)				
100FT Roll	.404	1.6	.063	3838 000 1480
Rapid Micro Klassik (46 RMK)				
25FT Roll	.404	1.6	.063	3860 000 0370
100FT Roll	.404	1.6	.063	3860 000 1480
Rapid Micro Full Skip (46 RMF)				
25FT Roll	.404	1.6	.063	3671 000 0370
100FT Roll	.404	1.6	.063	3671 000 1480
Picco Micro Ripping (63 PMX)				
100FT Roll	3/8	1.3	.050	3999 000 1640

Tools for cutting attachment maintenance

- Special tools for maintenance and upkeep
- For professional chain sharpening with precise results
- STIHL wooden file handles made of certified wood

Filing kits



Includes file holder with round file, flat file and file gauge in a sturdy case.

1/4" P
Order No. 5605 007 1000

1/4" & 3/8" P
Order No. 5605 007 1027

.325"
Order No. 5605 007 1028

3/8"
Order No. 5605 007 1029

.404"
Order No. 5605 007 1030

File holder with round file



1/4" P Ø 3.2 mm
Order No. 5605 750 4300

1/4" & 3/8" P Ø 4.0 mm
Order No. 5605 750 4327

.325" Ø 4.8 mm
Order No. 5605 750 4328

3/8" Ø 5.2 mm
Order No. 5605 750 4329

.404" Ø 5.5 mm
Order No. 5605 750 4330

Saw chain round files



Without file handle.

1/4" P Ø 3.2 x 150 mm
Order No. 5605 771 3206

1/4" & 3/8" P Ø 4.0 x 200 mm
Order No. 5605 773 4003

.325" Ø 4.8 x 200 mm
Order No. 5605 773 4803

3/8" Ø 5.2 x 200 mm
Order No. 5605 773 5203

.404" Ø 5.5 x 200 mm
Order No. 5605 773 5503

Ø 3.5 x 200 mm
Order No. 5605 771 3506

Ø 6.35 x 200 mm
Order No. 5605 771 6306

File gauges[®]



For manual reworking of the depth gauge made from hardened steel with special coating. Two settings for hard and soft wood. Using the hook, both the groove in the bar and the bar's oil hole can be cleaned.

1/4" P
Order No. 0000 893 4006

3/8" P
Order No. 0000 893 4007

.325"
Order No. 0000 893 4008

3/8"
Order No. 0000 893 4009

.404"
Order No. 0000 893 4010

File gauges



For checking side and top plate cutting angle, tooth length and depth gauge setting, and cleaning the groove and oil hole in the guide bar.

1/4" P

Order No. 0000 893 4005

1/4", 3/8" P, .325" & 3/8"

Order No. 1110 893 4000

.404"

Order No. 1106 893 4000


Flat file for the depth gauge



For precise reworking of the depth gauge. 150 mm, with case for tidy storage.

Order No. 0814 252 3000

Triangular sharpening file



For FG 2 and FG 3, for reworking the depth gauge and for scratcher-tooth circular saw blades.

Order No. 0811 421 8971

Replacement flat file for the depth gauge



For the 2-in-1 file holder, for sharpening the depth gauge.

Order No. 0814 252 3001



Ideal for use with the 2-in-1 file holder.

1/4" P Ø 3.2 x 200 mm

Order No. 0000 893 6401

1/4" & 3/8" P Ø 4.0 x 200 mm

Order No. 5605 772 4002

.325" Ø 4.8 x 200 mm

Order No. 5605 772 4802

3/8" Ø 5.2 x 200 mm

Order No. 5605 772 5202

.404" Ø 5.5 x 200 mm

Order No. 5605 772 5502

File handles



Wooden handle for all round, triangular and flat files from 4.0 to 5.5 mm.

Order No. 0811 490 7860



Plastic handle with filing angles. For round files from 3.2 to 5.5 mm.

Order No. 0000 881 4500



FH 1

Soft handle with filing angles. For round files from 3.2 to 5.5 mm.

Order No. 0000 881 4502

FF 1 file holder range



Exclusive STIHL file holder guide. For accurate and easy file handling and proper chain sharpening. Ideal supplement to STIHL filing kits, minimal effort required, file not included

1/4" P Ø 3.2 mm

Order No. 5614 000 7504

3/8" P^① Ø 4.0 mm

Order No. 5614 000 7503

3/8" P^② Ø 4.0 mm

Order No. 5614 000 7502

.325" Ø 4.8 mm

Order No. 5614 000 7501

3/8" Ø 5.2 mm

Order No. 5614 000 7500

.404" Ø 5.5 mm

Order No. 5614 000 7505

2-in-1 file holder



Practical tool for quickly sharpening the teeth and depth gauge in a single step. Ideal for occasional users. For 1/4" P, 3/8" P, .325", 3/8" and .404" saw chains, integrated file tolerance compensation (only from STIHL).

1/4" P Ø 3.2 mm

Order No. 5605 750 4306

3/8" P Ø 4.0 mm

Order No. 5605 750 4303

.325" Ø 4.8 mm

Order No. 5605 750 4304

3/8" Ø 5.2 mm

Order No. 5605 750 4305

.404" Ø 5.5 mm

Order No. 0000 750 4300


STIHL professional tip:



STIHL offers the right sharpening tools for everyone. The 2-in-1 file holder or the FF 1 file holder range with matching file holder and round file is ideal for those who only occasionally use a chainsaw. To achieve good results when sharpening, always use the shortest tooth and make sure you get the right angle. After sharpening, all the teeth should be the same length, as this is the only way to achieve an exact cut.

Cutting attachments

Check gauge



For measuring the pitch of the chain and sprocket, as well as the thickness of the drive link and groove width of the guide bar.

Order No. 0000 893 4105

Rim sprocket gauge



For determining the degree of wear on the chain sprockets.

Order No. 0000 893 4101

File angle plate



Aid for filing the chain. Angle lines (25°/30°) for aligning the file, two adhesive magnets.

Order No. 0000 750 9900

Filing tool FG 1 ①②



Hand-filing tool made of plastic. Without file handles and file.

Order No. 5603 012 7510

Filing tool FG 2 ①②



Precision hand-filing tool made of metal. For workbench mounting, without file handles and file.

Order No. 5604 000 7501

Accessories: Screw clamp



For workbench mounting, set of 2 needed.

Order No. 5604 890 5800

Filing tool FG 3 ②



Precision hand-filing tool made of metal. For attaching to the guide bar, without file handles and file.

Order No. 5610 000 7500

Filing vices



S 260

Lightweight and convenient design. Easy to drive into the wood and fix the guide bar, includes practical holster.

Order No. 0000 881 0402



L 700

Large, heavy-duty version. Can be easily driven into wood.

Order No. 0000 881 0403

Storage case for saw chains



Durable, lightweight plastic box. Two separators, dimensions: 18 x 12 x 4 cm.

Order No. 0000 882 5900

Portable chain grinders



Features adjustable gauge to achieve proper filing angles. Clips to attach to vehicle battery.

Quick Sharp 14,000 rpm

Order No. 7004 871 0139

Super Sharp 24,000 rpm

Order No. 7004 871 0140

Replacement stones for portable chain grinders

3.2 mm (1/8) Available from Winter 2018!

Order No. Contact Specialist dealer

4.0 mm (5/32)

Order No. 7004 871 0141

4.8 mm (3/16)

Order No. 7004 871 0142

5.2 mm (13/64)

Order No. 7004 871 0216

5.5 mm (7/32)

Order No. 7004 871 0143

6.3 mm (1/4)

Order No. 7004 871 0144

Kool Grind Stick

Order No. 0787 940 1751

STIHL USG



Universal filing tool for all STIHL saw chains and circular saw blades for brushcutters and hedge trimmer blades. Complete with swivel support for all STIHL Oilomatic saw chains and two shaped grinding wheels. Also suitable for sharpening STIHL Duro saw chains.

Basic unit
Order No. 5203 200 0008

Swivel head for scratcher-tooth saw chains®
Order No. 5203 750 1405

Swivel head for hedge trimmers®
Order No. 5203 750 1400

Swivel head for FS circular saw blades®
Order No. 5203 750 2800

Swivel head for chainsaws (spare)
Order No. 5203 750 1410

USG accessories (not pictured)

Foot-operated chain holding device
Order No. 5203 007 1003

Diamond dressing attachment
Order No. 5203 890 4400

Grinding wheel for 1/4" Picco Micro 3 chain
Order No. 5203 750 7017

Grinding wheels for 1/4" Picco and .325
Order No. 5203 750 7013

Grinding wheels for .325, 3/8" and .404
Order No. 5203 750 7010

Grinding wheels for 3/8", .404 and HS
Order No. 5202 750 7010

Diamond grinding wheel for 3/8" PD3, .325" RD3 and 3/8" RD3
Order No. 5203 757 0906

Diamond grinding wheel for 3/8" RDR
Order No. 5203 757 0901

Diamond grinding wheel for other grinding machines (22.2mm) 3/8" PD3 and .325 RD3
Order No. 5203 757 0908

Dressing guage (spare)
Order No. 5203 893 6307

Handle kit (spare)
Order No. 5203 007 1006

Depth gauges for .325, 3/8", .404 and 1/2"
Order No. 5202 750 7000

NG 4 chain breaker



For breaking saw chains.

Order No. 5805 012 7500

NG 7 rivet spinner/chain breaker



Universal tool for riveting and breaking saw chains.

Order No. 5805 012 7520

NG 5 rivet spinner



For riveting saw chains.

Order No. 5805 012 7510

Guide bar leveller



Tool for removing burrs from the guide bar. Ergonomically shaped plastic holder with flat file (100 x 22 mm) made of hardened tool steel.

Order No. 5605 773 4400

Accessories: Flat file



Order No. 5605 773 4200





A garden wilderness... but everything is in hand.



When you're raring to go, you need tools that offer flexibility. Our brush cutters and clearing saws give you precisely that. These tools are just as useful at lawn edges as they are in tough grass and thick scrub.

Petrol brushcutters and clearing saws	77
Petrol brushcutters for trimming grass	77
Petrol brushcutters for mowing around the home and garden	78
Petrol brushcutters for long grass and landscape maintenance	79
Clearing saws	80
Battery brushcutters	82
Electric brushcutters	84
Accessories for brushcutters and clearing saws	86
» Brushcutters and clearing saws overview	88
Cutting tools and mowing lines	90
» Mowing heads overview	92
Mowing lines	94
» Cutting tools overview	96
Accessories for cutting tools	98



Technology

1 STIHL 2-MIX engine

The STIHL 2-MIX engine is both powerful and economical. Separating the exhaust emissions from the unburnt gas minimises flushing losses, and therefore increases the power output while reducing consumption.

2 STIHL M-Tronic (M)

For a cold start, the STIHL M-Tronic only needs one start position on the combi-lever. After starting, you can immediately power up to full speed. The amount of fuel required is precisely calculated by the system and supplied as needed. Otherwise, start in position I as usual.



Please note that not all products are equipped with the features listed here. Only the most important features are described on this page. For further explanations and information, see page 246 onwards or online at www.stihl.com.au.

Comfort

3 STIHL Easy2Start (E)

A spring between the starter cord reel and crankshaft relieves the strain when starting, meaning that excessive pulling on the cord is no longer needed. The result is a convenient starting procedure with practically no effort.

4 STIHL anti-vibration system

Buffer and spring elements reduce the transmission of engine vibrations to the operator's arms and hands, making the tool comfortable to use. The STIHL anti-vibration system is available in a 1-point version, and for the STIHL FS 360 C-EM clearing saw and more powerful models there's also a 4-point version.

5 Multi-function handle

All the engine control functions, including the ECOSPEED partially loaded function, can be controlled with just one hand. This makes it easy and reliable to use.



Petrol brushcutters for trimming grass

- Powerful entry-level tools for occasional users
- For mowing small areas of grass
- For trimming lawn edges
- Easy to start
- With curved or straight shaft

FS 38



27.2 cm³, 0.65 kW/0.9 hp, 4.2 kg[Ⓢ]. Lightest brushcutter in the STIHL range. Ideal for trimming grass edges. Multi-function handle, round handle.

Order No. 4140 011 2378

FS 45



27.2 cm³, 0.75 kW/1.0 hp, 4.1 kg[Ⓢ]. With simplified starting system, for mowing smaller areas grass. Multi-function handle, loop handle.

Order No. 4140 011 2380

➤ **Additional versions:**
FS 45 C-E, see table, page 88

FS 55 R-CE



27.2 cm³, 0.75 kW/1.0 hp, 4.9 kg[Ⓢ]. Powerful brushcutter. With compact loop handle for comfortable operation, even where space is limited.

Order No. 4140 200 0418

➤ **Additional versions:**
FS 55 C-E see table, page 88




E = Easy2Start
R = Loop handle

Ⓢ Weight excluding fuel, cutting tool and guard

For retail pricing visit www.stihl.com.au



Petrol brushcutters for mowing around the home and garden

-  For large gardens and properties
-  For mowing large areas of grass
-  High-performance tools with various cutting tools

FS 70 R

NEW

Available from
Spring 2018!



27.2 cm³, 0.9 kW/1.2 hp, 4.8 kg^① As a professional, your time is valuable. The STIHL FS 70 R grass trimmer understands that. It features a powerful and fuel-efficient engine, which means longer run times and fewer refuels. The FS 70 R is powerful and makes quick work of your daily landscaping tasks. Need more line? Just tap the cutting head on the ground and watch as its AutoCut[®] head automatically feeds out new line. The trimmer is also built to last, featuring a durable cable drive shaft, a high-durability, forged connecting rod and a 4-bearing gearbox.

Order No. 4144 200 0213

FS 85 R



25.4 cm³, 0.95 kW/1.3 hp, 5.3 kg^①. Powerful, efficient and lightweight brushcutter for serious domestic and commercial trimming, edging, mowing and clearing applications.

Order No. 4137 200 0268

FS 85



25.4 cm³, 0.95 kW/1.3 hp, 5.3 kg^①. Powerful brushcutter for mowing around the home and garden. STIHL 1-point anti-vibration system, STIHL ElastoStart, multi-function handle and mowing guide.

Order No. 4137 200 0267

For suitable fuels and lubricants, see page 194 onwards.

R = Loop handle

① Weight excluding fuel, cutting tool and guard

For retail pricing visit www.stihl.com.au



Petrol brushcutters for long grass and landscape maintenance

- Very robust and powerful
- For mowing large areas of long grass
- For clearing weeds
- For tree cultivation
- Also for overgrown thickets and bushes

FS 94 C-E



24.1 cm³, 0.9 kW/1.2 hp, 4.9 kg^⓪. Lightest brushcutter in this segment. STIHL 1-point anti-vibration system, STIHL Easy2Start, bike handle, engine controls with ECOSPEED partial load function, 2-MIX engine, straight shaft, double shoulder harness.

➤ **Additional versions:**
FS 94 RC-E see table, page 88

Order No. 4149 200 0027

FS 131



36.3 cm³, 1.4 kW/1.9 hp, 5.8 kg^⓪. Particularly powerful battery brushcutter for working on large areas of tough grass. A simplified start-up sequence for convenient starting, bike handle, control handle with stop button, 4-MIX[®] engine with larger tank for greater battery life, rigid drive shaft, double shoulder harness.

➤ **Additional versions:**
FS 131 R see table, page 88

Order No. 4180 200 0580

STIHL professional tip:



Ensure that you use a guard that fits the cutting tool. There are different guards for mowing heads and metal tools. An overview of the guards is provided on page 99.

Brushcutters and clearing saws

FS 250 R

While stocks last



40.2 cm³, 1.6 kW/2.2 hp, 6.3 kg^①. High powered and lightweight, the FS 250 range are powerhouses that make even the toughest jobs easy. Offering more power minus the weight these brushcutters are ideal for professional landscaping and work on large properties.

➤ **Additional versions:**
FS 250 see table,
page 88

Order No. 4134 200 0287

FS 260 C-E



41.6 cm³, 2.0 kW/2.7 hp, 7.7 kg^①. For tough, large-scale mowing work. STIHL 1-point anti-vibration system, STIHL Easy2Start, multi-function handle, bike handle, tool-free handle adjustment, 2-MIX engine, ADVANCE universal harness.

Order No. 4147 200 0299



Clearing saws

- Comfortable, durable and powerful professional tools
- For forestry work, landscaping and road maintenance
- For removing scrub and uncontrolled growth
- For mowing large areas
- For shredding and sawing jobs in the forest

A C comfort feature in the product name: Many STIHL tools are standard-fitted with special comfort features, which can be identified by the C in the product name, e.g. FS 460 C-EM. The E stands for the STIHL Easy2Start, and the M for M-Tronic.

FS 360 C-EM

37.7 cm³, 1.7 kW/2.3 hp, 8.5 kg^①. For mowing tough grass. STIHL 4-point anti-vibration system, STIHL Easy2Start, multi-function handle, bike handle, tool-free handle adjustment, 2-MIX engine, STIHL M-Tronic, with ADVANCE PLUS Universal harness.

Order No. 4147 200 0211

FS 460 C-EM

45.6 cm³, 2.2 kW/3.0 hp, 8.5 kg^①. For working in challenging areas of tough grass. STIHL 4-point anti-vibration system, STIHL Easy2Start, multi-function handle, bike handle, tool-free handle adjustment, 2-MIX engine, STIHL M-Tronic, with ADVANCE PLUS universal harness.

Order No. 4147 200 0060

FS 560 C-EM

57.1 cm³, 2.8 kW/3.8 hp, 10.2 kg^①. The strongest STIHL clearing saw. STIHL 4-point anti-vibration system, STIHL Easy2Start, multi-function handle, bike handle, tool-free handle adjustment, 2-MIX engine, STIHL M-Tronic, straightforward start logic, stop button, with ADVANCE PLUS universal harness.

Order No. 4148 200 0025

Protection and comfort



Protect FS clearing saw protective trousers

Very comfortable protective trousers made of cotton and 18% stretch material with a triple protective function: impact protection, and thorn and water resistance.

>> More on page 224



Battery brushcutters

- For amateur gardeners and landscapers
- Quickly and easily ready for use
- Easy handling thanks to the lithium-ion battery
- For use in noise-sensitive residential areas and around hospitals, cemeteries, schools, etc.

FSA 45

Lithium-Ion



NEW



Compact battery grass trimmer for straightforward trimming and clearing work in outdoor areas at home. Integrated lithium-ion battery (36 Wh) with charge level indicator, shaft and loop handle that can be adjusted without using tools, adjustable mowing unit working angle including for vertical edge trimming, easy to change between the PolyCut blade and mowing line without changing the mowing head, spacer bracket. Weight: 2.3 kg^①. Battery charging time 145 min/210 min (80% / 100%).

Order No. 4512 011 5704

FSA 56

AK 10



Lithium-Ion
COMPACT



Lightweight battery grass trimmer with high mowing performance. Cutting circle diameter 280 mm, adjustable shaft length at the press of a button and handle adjustment without any tools required, soft handle with control lever, and spacer bracket. The mowing line automatically readjusts when the mowing head is tapped on the ground. Weight: 2.5 kg^①.

FSA 56
excluding battery and charger
Order No. 4522 011 5700

**FSA 56 set with
AK 10 and AL 101
Order No. 4522 011 5714**

FSA 65

Battery grass trimmer for thinning work. Cutting circle diameter 300 mm, soft grip, infinitely variable loop handle, the mowing line automatically readjusts when the mowing head is tapped on the ground. Weight: 2.7 kg^②.

FSA 65
excluding battery and charger
Order No. 4852 011 5700

FSA 85

Battery grass trimmer for mowing next to obstacles, as well as around trees and bushes. Cutting circle diameter 350 mm, infinitely variable loop handle, tool-free handle adjustment, mowing line automatically readjusts when mowing head is tapped on the ground, infinitely variable speed control, spacer bracket. Weight: 2.8 kg^②.

FSA 85
excluding battery and charger
Order No. 4852 011 5701

FSA 90*

Battery brushcutter for working on large areas of tough grass. Bike handle, engine controls with ECOSPEED partial load function, double shoulder harness. Weight: 3.2 kg^③.

FSA 90
excluding battery and charger
Order No. 4863 200 0002

➤ **Additional versions:**
FSA 90 R see table, page 88

FSA 130*

Powerful and lightweight battery brushcutter for working on large areas of tough grass. Adjustable with 3 power settings, bike handle. Suspension device for carrying the tool with an AR backpack battery or AP carrying system (for accessories, see page 28). Weight: 4.5 kg^③.

FSA 130
excluding battery and charger
Order No. 4867 200 0000

➤ **Additional versions:**
NEW FSA 130 R see table, page 88

For suitable lithium-ion batteries and other accessories, see page 8 onwards.

② Weight excluding battery, including cutting tool and guard
③ Weight excluding battery, cutting tool and guard

④ Explanation of the symbols on page 247
* Supplied only with nylon cutting heads



FSE 52



240 V, 500 W, 2.2 kg^①.

For trimming and clearing jobs in the garden. Telescopic, round handle, tool-free handle adjustment, spacer bracket, pivoting mowing head.

Order No. 4816 011 4102

FSE 71



240 V, 540 W, 4.0 kg^①.

For trimming, clearing and small mowing jobs. Soft handle, round handle, overload protection, mowing line automatically readjusts when the mowing head is tapped on the ground.

Order No. 4809 011 4107

Electric grass trimmers



- Light and comfortable handling
- For use around the house and garden
- For use in noise-sensitive residential areas and around hospitals, cemeteries, schools, etc.
- Especially well suited to mowing around stones, plants, flower pots and lawn edges

^① Weight excluding cable, including cutting tool and guard





Accessories for brushcutters and clearing saws

-  Accessories for greater working comfort and improved protection
-  Harnesses, hand guards, tool attachments, protective covers

Chest belt



For all universal harnesses in the ADVANCE range. Ensures the shoulder straps are securely positioned.

Order No. 0000 790 7700

Harness



For comfortable operation of the FSA 65, FSA 85 and FSA 90 R. Includes attachment clip for fixing in place.

Order No. 4852 007 1000

Basic harness



Included as standard with most STIHL brushcutters. For less-tiring and safer work. For FS 38, FS 50, HL and HT.

Order No. 4130 710 9000

Forestry harnesses

The freely suspended leg protection allows for great freedom of movement. Ergonomic circular saw blades for forest applications, very light, can be combined with the tool bag.



ADVANCE forestry harness

Standard size, for FS 91–FS 560

Order No. 4147 710 9003

XXL version for users > 1.90 m in height, for FS 91–FS 560

Order No. 4147 710 9009

Double shoulder harness



With soft padding for improved comfort when working for prolonged periods. For FS 55–FS 560 and FSA 90.

Order No. 4119 710 9001

Forestry harness



NEW

Available from
Spring 2018!

ADVANCE X-TREEm forestry harness

Offering outstanding ergonomic design, specially developed for long periods of forestry work using circular saws. Highly comfortable to wear due to the length-adjustable back section and infinitely variable load distribution between the shoulders and hips, for FS 91 – FS 560, and FSA 90.

Order No. 0000 710 9001

Tool bag



For conveniently transporting tools. Features two sections. Can be easily attached to the universal and forestry harnesses.

Order No. 4147 881 5700

Universal harness

For strength-saving mowing and shredding. Ergonomic, comfortable, light, can be combined with the chest belt and tool bag.



ADVANCE universal harness

Standard size,
for FS 50–FS 560 and FSA 90
Order No. 4147 710 9002

XXL version for users > 1.80 m
in height, for FS 50–FS 560
and FSA 90

Order No. 4147 710 9004



ADVANCE PLUS universal harness

With a comfort carry ring
for quickly attaching and
removing the clearing saw,
for FS 50 – FS 560 and FSA
90.

Order No. 4147 710 9014

Protective cover for brushcutters and clearing saws



Perfect transport protection
for the engine casing of
brushcutters and clearing
saws. Heat and oil resistant.

Order No. 0000 881 0509

Hand guard for shredding applications



Practical hand guard for FS
260, FS 360, FS 460 and FS
560. Not suitable for K
versions.

Order No. 4147 790 9102

Brushcutters and clearing saws

	Order number	Displacement (cm³)	Power output (kW/hp)	Rated voltage (V)	Power consumption (W)	Weight (kg)	Sound pressure level ^① (dB(A))	Sound power level ^① (dB(A))	Vibration level left/right ^② (m/s²)	STIHL engine (2-MIX/4-MIX [®])	Total length without cutting tool (cm)	Cutting circle diameter (mm)	
Petrol brushcutters for trimming grass													
FS 38	4140 011 2378	27.2	0.65/0.9	—	—	4.2 ^⑤	94	108	8.0/8.0	—	147	—	
FS 45	4140 011 2380	27.2	0.75/1.0	—	—	4.1 ^⑤	94	104	7.5/6.0	—	146	—	
FS 45 C-E	4140 011 2385	27.2	0.75/1.0	—	—	4.3 ^⑤	94	104	7.5/6.0	—	148	—	
FS 55 RC-E	4140 200 0418	27.2	0.75/1.0	—	—	4.9 ^⑤	95	106	7.2/7.7	—	172	—	
FS 55 C-E	4140 200 0477	27.2	0.75/1.0	—	—	5.2 ^⑤	94	107	6.8/5.6	—	172	—	
Petrol brushcutters for mowing around the home and garden													
FS 85 R	4137 200 0268	25.4	0.95/1.3	—	—	5.0 ^⑤	92	106	3.6/2.4	—	176	—	
FS 85	4137 200 0267	25.4	0.95/1.3	—	—	5.3 ^⑤	92	106	3.6/2.4	—	176	—	
Petrol brushcutters for long grass and landscape maintenance													
FS 70 R	NEW 4144 200 0213	27.2	0.9/1.2	—	—	4.8 ^⑤	—	—	—	—	—	—	
FS 94 RC-E	4149 200 0026	24.1	0.9/1.2	—	—	4.6 ^⑤	93	107	4.5/6.5	2-MIX	178	—	
FS 94 C-E	4149 200 0027	24.1	0.9/1.2	—	—	4.9 ^⑤	93	107	4.3/3.5	2-MIX	178	—	
FS 131 R	NEW Available from Spring 2018! 4180 200 0582	36.3	1.4/1.9	—	—	5.5 ^⑤	98	109	4.4/3.9	4-MIX [®]	180	—	
FS 131	4180 200 0580	36.3	1.4/1.9	—	—	5.8 ^⑤	98	109	3.7/3.4	4-MIX [®]	180	—	
FS 250 R*	4134 200 0287	40.2	1.6/2.2	—	—	6.0 ^⑤	98	110	5.9/3.0	—	177	—	
FS 250	4134 200 0381	40.2	1.6/2.2	—	—	6.3 ^⑤	98	110	5.9/3.0	—	177	—	
FS 260 C-E	4147 200 0299	41.6	2.0/2.7	—	—	7.7 ^⑤	100	112	4.2/4.6	2-MIX	168	—	
Clearing saws													
FS 360 C-EM	4147 200 0211	37.7	1.7/2.3	—	—	8.5 ^⑤	98	110	2.2/1.8	2-MIX	179	—	
FS 460 C-EM	4147 200 0060	45.6	2.2/3.0	—	—	8.5 ^⑤	100	113	1.9/1.6	2-MIX	179	—	
FS 560 C-EM	4148 200 0025	57.1	2.8/3.8	—	—	10.2 ^⑤	104	117	3.3/3.3	2-MIX	176	—	
Battery brushcutters													
FSA 45 ^③	NEW 4512 011 5704	—	—	18	—	2.3 ^④	77	87	1.7/4.9	—	110	≤ 250	
FSA 56 ^③	4522 011 5700	—	—	36	—	2.5 ^⑦	72	86	3.5/3.5	—	147	280	
FSA 56 set ^③ with AK 10 + AL 101	4522 011 5714	—	—	36	—	3.3 ^⑧	72	86	3.5/3.5	—	147	280	
FSA 65 ^③	4852 011 5700	—	—	36	—	2.7 ^⑦	75	91	1.3/1.1	—	153	300	
FSA 85 ^④	4852 011 5701	—	—	36	—	2.8 ^⑦	77	94	1.4/0.8	—	165	350	
FSA 90 R ^④	4863 200 0005	—	—	36	—	2.8 ^⑨	78	90	4.8/3.5	—	177	380	
FSA 90 ^④	4863 200 0002	—	—	36	—	3.2 ^⑨	73	84	1.0/1.0	—	177	260	
FSA 130 R ^④	NEW 4867 200 0002	—	—	36	—	3.9 ^⑨	83	94	3.3/3.5	—	175	420	
FSA 130 ^④	4867 200 0000	—	—	36	—	4.5 ^⑨	82	94	1.4/1.9	—	175	260	
Electric brushcutters													
FSE 52	4816 011 4102	—	—	240	500	2.2 ^⑩	83	94	3.0/4.5	—	131	300	
FSE 71	4809 011 4107	—	—	240	540	4.0 ^⑩	82	93	3.3/2.9	—	153	350	

● As standard
○ Retrofittable (accessory)

E = Easy2Start
M = M-Tronic
R = Loop handle

① K factor according to Dir. 2006/42/EC = 2.0 dB(A) with standard tool
② K factor according to Dir. 2006/42/EC = 2 m/s² with standard tool
*While stocks last

③ Fixed engine speed
④ Infinitely variable engine speed

Standard cutting tool		Tank volume (l)	Drive shaft in shaft	STIHL anti-vibration system	STIHL Easy2Start (E)	STIHL M-Tronic (M)	Automatic decompression	Multi-function handle	Round handle/two-hand handle/loop handle	Tool-free handle adjustment	Harness/carrying system	Mowing/shredding/sawing jobs
Mowing head AutoCut 11-2	0.33	flexible	—	○	—	—	●	—/—/●	—	○	●/—/—	
Mowing head AutoCut C 5-2	0.33	flexible	—	○	—	—	●	—/—/●	●	○	●/—/—	
Mowing head AutoCut C 5-2	0.33	flexible	—	●	—	—	●	—/—/●	●	○	●/—/—	
Mowing head SuperCut 20-2	0.33	flexible	—	●	—	—	●	●/—/—	—	●	●/—/—	
Mowing head AutoCut 25-2	0.33	flexible	—	●	—	—	●	—/—/●	—	●	●/—/—	
Mowing head SuperCut 20-2	0.44	solid	1-point	—	—	—	●	●/—/—	●	●	●/—/—	
Mowing head AutoCut 25-2	0.44	solid	1-point	—	—	—	●	—/●/—	●	●	●/—/—	
Mowing head AutoCut 25-2	0.34	flexible	1-point	—	—	—	●	—/—/●	—	●	●/—/—	
Mowing head SuperCut 20-2	0.54	solid	1-point	●	—	—	●	●/—/—	—	●	●/—/—	
Mowing head AutoCut 25-2	0.54	solid	1-point	●	—	—	●	—/●/—	—	●	●/—/—	
Mowing Head AutoCut 25-2	0.71	solid	1-point	—	—	●	●	—/—/●	●	●	●/—/○	
Mowing head AutoCut 25-2	0.71	solid	1-point	—	—	●	●	—/●/—	●	●	●/—/○	
Mowing head SuperCut 20-2	0.64	solid	1-point	—	—	—	●	—/●/●	●	●	●/—/○	
Mowing head AutoCut 25-2	0.64	solid	1-point	—	—	—	●	—/●/—	—	●	●/—/○	
Blade & Mowing head	0.75	solid	1-point	●	—	—	●	—/●/—	●	●	●/○/○	
Brush knife 300-3	0.75	solid	4-point	●	●	—	●	—/●/—	●	●	●/○/○	
Brush knife 300-3	0.75	solid	4-point	●	●	—	●	—/●/—	●	●	●/○/○	
Circular saw blade 225-24	0.99	solid	4-point	●	●	—	●	—/●/—	●	●	○/○/●	
PolyCut mowing head 2-2	—	—	—	—	—	—	—	—/—/●	●	—	●/—/—	
AutoCut mowing head 2-2	—	—	—	—	—	—	—	—/—/●	●	○	●/—/—	
AutoCut mowing head 2-2	—	—	—	—	—	—	—	—/—/●	●	○	●/—/—	
AutoCut mowing head C 4-2	—	—	—	—	—	—	—	—/—/●	●	○	●/—/—	
AutoCut mowing head C 4-2	—	—	—	—	—	—	—	—/—/●	●	○	●/—/—	
Grass cutting blade 260-2	—	—	—	—	—	—	—	●/—/—	●	●	●/—/—	
Grass cutting blade 260-2	—	—	—	—	—	—	—	—/●/—	●	●	●/—/—	
AutoCut mowing head C 26-2	—	solid	—	—	—	—	—	●/—/—	●	●	●/—/●	
Mowing head AutoCut C 26-2	—	solid	—	—	—	—	—	—/●/—	●	●	●/—/●	
AutoCut mowing head 2-2	—	—	—	—	—	—	—	—/—/●	●	—	●/—/—	
AutoCut mowing head C 5-2	—	flexible	—	—	—	—	—	—/—/●	—	—	●/—/—	

⑤ Weight excluding fuel, cutting tool and guard

⑥ Weight including battery

⑦ Weight excluding battery, including cutting tool and guard

⑧ Weight including battery, excluding charger

⑨ Weight excluding battery, cutting tool and guard

⑩ Weight excluding cable, including cutting tool and guard

Cutting tools and mowing lines

- Wide variety of cutting tools and mowing lines for different applications
- For everything from simple mowing jobs, through to maintaining young stands
- Mowing lines made from wear-resistant and long-lasting flexible material
- Mowing lines with different shapes, cross-sections and diameters

Grass and light vegetation



TrimCut mowing head

Two lines, for mowing and clearing work. Mowing lines are extended by hand.




AutoCut mowing head

Two lines, for mowing and clearing work. Mowing lines are automatically extended by tapping the mowing head on the ground.



SuperCut mowing head

Two lines, for mowing and clearing work. Mowing lines are automatically adjusted for optimal cutting length.



DuroCut mowing head

Two or four lines, for mowing and thinning work, even on tough grass. Up to four lines can be easily inserted.



PolyCut mowing head

Universal cutting tool for trimming and working on large areas. With two or three mobile plastic blades.



Heavy vegetation Reeds and bushes

Bushes and thin trees



Shredder blade

Steel double blade for thinning and removing tough scrub and thorny hedges.



Circular saw blade, scratcher-tooth

Special steel tool for mid- and high-performance brushcutters. For gnarled bushes and thin tree trunks.



Circular saw blade, chisel-tooth

Special steel tool for mid- and high-performance brushcutters. For gnarled bushes, thin tree trunks, sawing and clearing work.



Circular saw blade, carbide-tipped

Highly robust special tool for use in dry, sandy areas and for cutting near ground level.

NEW

Grass cutting blade

Made of steel. Double and quadruple cutters. With 8, 40 or 44 teeth. For mowing tough, dry grass and reeds.

Brush knife

Two or three cutters, made of steel, reversible. For thinning and removing tough grass, scrub and thorny hedges.

Brushcutters and clearing saws

Mowing heads^①

	Order number	Mowing line diameter (mm) ^②	Shape of the mowing lines	FS 38 / FS 45 / FS 45 C-E / FS 50 C-E	FS 55 RC-E	FS 55 C-E	FS 70 R / FS 85 R / FS 85	FS 94 RC-E / FS 94 C-E	
TrimCut mowing head									
TrimCut 31-2	4002 710 2156	2.4/2.7/3.0	○□□□	—	●	●	●	—	
TrimCut 41-2	4003 710 2108	2.4/2.7/3.0	○□□□	—	—	—	—	—	
TrimCut 51-2	4005 710 2104	2.4/2.7/3.0/3.3	○□□□	—	—	—	—	—	
AutoCut mowing head									
Line spool	4008 710 4300	1.6	⊗	—	—	—	—	—	
AutoCut 2-2	4008 710 2100	1.6	⊗	—	—	—	—	—	
AutoCut C 4-2	4006 710 2121	2.0	○⊗	—	—	—	—	—	
AutoCut C 6-2	4006 710 2126	2.0/2.4	○□□□	●	—	—	—	—	
AutoCut 25-2	4002 710 2108	2.4/2.7	○□□□	—	●	●	●	●	
AutoCut C 26-2	4002 710 2169	2.4/2.7	○□□□	—	●	●	●	●	
AutoCut 36-2	4002 710 2170	2.7/3.0/3.3	○□□□	—	—	—	—	—	
AutoCut 46-2	4003 710 2115	2.7/3.0/3.3	○□□□	—	—	—	—	—	
AutoCut 56-2	4005 710 2107	2.7/3.0/3.3	○□□□	—	—	—	—	—	
SuperCut mowing head									
SuperCut 20-2	4002 710 2162	2.4	○□□	—	●	●	●	●	
SuperCut 40-2	4003 710 2142	2.4	○□□	—	—	—	—	—	
PolyCut mowing head									
PolyCut 2-2 ^③	4008 710 2102	1.6	○⊗	—	—	—	—	—	
PolyCut 6-3	4006 710 2104	—	—	●	—	—	—	—	
PolyCut 7-3 ^③	4006 710 2104	2.0/2.4	○□□□	●	—	—	—	—	
PolyCut 27-3 ^③	4002 710 2176	2.4/2.7	○□□□	—	●	—	●	●	
PolyCut 41-3 ^③	4003 710 2113	2.0/2.7	○□□□	—	—	—	—	—	
PolyCut 47-3 ^③	4003 710 2114	2.4/2.7	○□□□	—	—	—	—	—	
DuroCut mowing head									
DuroCut 5-2 ^④	4006 710 2125	1.6/2.0/2.4/L	○□□□	●	—	—	—	—	
DuroCut 20-2 ^⑤	4002 710 2167	2.0/2.4/2.7/L/XL	○□□□	—	●	●	●	●	
DuroCut 40-4 ^⑥	4005 710 2106	2.7/3.0/3.3/4.0/XL/XXL	○□□□	—	—	—	—	—	

● Recommended
○ Can be combined
— Not approved

① Only approved with protection
② Numbers in bold type show you the line diameter with which the mowing head is equipped when first supplied

③ Can be equipped with cut-to-length mowing lines as an alternative
④ Including 6 L line pieces

⑤ Including 12 XL line pieces
⑥ Including 12 XXL line pieces




	FS 131 / FS 131 R	FS 240 RC-E / FS 240 C-E / FS 250 R / FS 250	FS 260 C-E	FS 360 C-EM	FS 460 C-EM	FS 560 C-EM	FSA 45	FSA 56 / FSE 52	FSA 65 / FSA 85	FSA 90 R / FSA 90	FSA 130 R / FSA 130	FSE 71
	•	•	-	-	-	-	-	-	-	•	○	-
	-	-	•	•	•	-	-	-	-	-	-	-
	-	-	-	-	-	•	-	-	-	-	-	-
	-	-	-	-	-	-	-	•	-	-	-	-
	-	-	-	-	-	-	-	-	•	-	-	-
	•	•	-	-	-	-	-	-	-	•	•	-
	•	•	-	-	-	-	-	-	-	•	•	-
	•	•	-	-	-	-	-	-	-	-	-	-
	-	-	•	•	•	-	-	-	-	-	-	-
	-	-	-	-	-	•	-	-	-	-	-	-
	•	•	-	-	-	-	-	-	-	•	•	-
	-	-	•	•	•	-	-	-	-	-	-	-
	-	-	-	-	-	-	-	-	-	-	-	-
	-	-	-	-	-	-	•	-	-	-	-	-
	-	-	-	-	-	-	-	-	-	-	-	-
	-	-	-	-	-	-	-	-	-	-	-	-
	•	•	-	-	-	-	-	-	-	•	○	-
	-	-	•	•	•	•	-	-	-	-	-	-
	-	-	•	•	•	•	-	-	-	-	-	-
	-	-	-	-	-	-	-	-	-	-	-	-
	•	•	-	-	-	-	-	-	-	•	•	-
	-	-	•	•	•	•	-	-	-	-	-	-

○ Round mowing line
 □ CF3 Pro high-tech cruci-
 form mowing line

⊗ Round and quiet mowing line
 □ Square mowing line
 ⬠ Pentagonal mowing line



Overview of mowing line colours and thicknesses

	○	□	□
			
1.6 mm	●	—	—
2.0 mm	●	—	—
2.4 mm	●	■	■
2.7 mm	●	■	■
3.0 mm	●	■	■
3.3 mm	●	■	■
4.0 mm	●	—	—

Plastic blade sets



For PolyCut 2-2, eight plastic blades.

Order No. 4008 007 1000



NEW

Available from
Spring 2018!

For PolyCut 7-3, 27-3, 47-3,
twelve plastic blades.

Order No. 4002 007 1000

Only while stocks
last!



For PolyCut 6-3, 20-3, 41-3,
twelve plastic blades.

Order No. 4111 007 1001

Line pieces

48 line pieces per packet.



For DuroCut 5-2 and 20-2,
size L, 2 mm, serrated

Order No. 0000 930 3503

For DuroCut 20-2 and 40-4,
size XL, 3 mm, serrated

Order No. 0000 930 3504

For DuroCut 40-4, size XXL,
4 mm, serrated

Order No. 0000 930 3505

For DuroCut 40-4, size XXL,
4 mm, round (not pictured)

Order No. 0000 930 3605

Line spool

Only while
stocks last!



2 x 4.0 m for FSE 41

Order No. 6235 710 4305

Line spool with quiet line






























1.6 mm, 2 x 4.0 m for FSE 52











Order No. 4008 710 4300



Line pieces for DuroCut mowing heads

Use our DuroCut line pieces to achieve clean work in tall, thick and slightly woody vegetation. Their structure, with its flexible core and a hard cladding layer with blade teeth, guarantees good durability and high mowing performance. The blade teeth ensure a precise cutting edge.

		Order number	Diameter (mm)	Roll length (m)
Round mowing lines (rolls)				
		0000 930 2334	1.6	20.0
		0000 930 2335	2.0	15.3
		0000 930 2336	2.0	62.0
		0000 930 2337	2.0	123.0
		0000 930 2338	2.4	14.6
		0000 930 2339	2.4	43.0
		0000 930 2340	2.4	86.0
		0000 930 2246	2.4	261.0
		0000 930 2343	2.7	68.0
		0000 930 2227	2.7	215.0
		0000 930 2542	3.0	168.0
		0000 930 2543	3.0	280.0
		0000 930 3607	4.0	28.0 ^①
		0000 930 3603	4.0	90.0 ^①
CF3 Pro high-tech cruciform mowing line (rolls)				
		0000 930 4300	2.4	35.0
		0000 930 4303	2.4	70.0
		0000 930 4313 ^②	2.4	212.0
		0000 930 4301	2.7	27.0
		0000 930 4304	2.7	55.0
		0000 930 4314 ^②	2.7	172.0
		0000 930 4302	3.0	22.0
		0000 930 4305	3.0	45.0
		0000 930 4315 ^②	3.0	134.0
		0000 930 4311	3.3	36.0
		0000 930 4316 ^②	3.3	113.0

		Order number	Diameter (mm)	Roll length (m)
Square mowing lines (rolls)				
		0000 930 2612	2.4	261.0
		0000 930 2613	2.4	434.0
		0000 930 2643	2.7	68.0
		0000 930 2616	2.7	215.0
		0000 930 2617	2.7	358.0
		0000 930 2619	3.0	168.0
		0000 930 2620	3.0	280.0
		0000 930 2622	3.3	142.0
		0000 930 2623	3.3	236.0

① For DuroCut

② **NEW** Available from spring 2018!

Brushcutters and clearing saws

Metal cutting tools

Order number		FS 55 R / FS 55	FS 70 R / FS 85 / FS 131 / FSA 130	FSA 130 R	FSA 90 R / FS 94 RC-E / FS 94 C-E	FSA 90	FS 250 R / FS 250 / FS 240 C-E	FS 260 C-E	FS 360 C-EM	FS 460 C-EM	FS 560 C-EM
Grass cutting blade^①											
230 mm (2 F)	4001 713 3805	●	●	●	●	●	●	—	—	—	—
260 mm (2 F)	4001 713 3812	—	●	●	●	●	●	—	—	—	—
230 mm (4 F)	4001 713 3801	●	●	●	●	●	●	—	—	—	—
230 mm (4 F)	4000 713 3801	—	—	—	—	—	—	●	●	●	—
230 mm (8 Z)	4001 713 3803	●	●	●	●	●	●	—	—	—	—
255 mm (8 Z)	4000 713 3802	—	—	—	—	—	—	●	●	●	●
250 mm (40 Z) ^②	4001 713 3806	—	—	—	●	—	●	—	—	—	—
250 mm (40 Z) ^②	4000 713 3806	—	—	—	—	—	—	●	●	●	●
Brush knife^①											
250 mm (3 F)	4112 713 4100	—	●	●	—	—	●	—	—	—	—
300 mm (3 F)	4119 713 4100	—	—	—	—	—	—	●	●	●	—
350 mm (3 F)	4110 713 4100	—	—	—	—	—	—	—	—	—	●
350 mm "Special" (3 F) ^②	4000 713 4100	—	—	—	—	—	—	—	—	—	●
Shredder blade^{③④}											
270 mm (2 F)	4000 713 3903	—	—	—	—	—	—	●	●	●	—
320 mm (2 F)	4000 713 3902	—	—	—	—	—	—	—	—	—	●
Circular saw blade, scratcher-tooth^{④⑤}											
200 mm (80 Z)	4112 713 4201	—	—	—	—	—	●	—	—	—	—
Circular saw blade, chisel-tooth^{④⑤}											
200 mm (22 Z)	4112 713 4203	—	●	—	—	—	●	—	—	—	—
200 mm (22 Z)	4119 713 4200	—	—	—	—	—	—	●	●	●	—
225 mm (24 Z)	4000 713 4207	—	—	—	—	—	—	●	●	●	●
200 mm (22 Z) HP ^⑥ NEW	4001 713 4203	—	●	—	—	—	●	—	—	—	—
200 mm (22 Z) HP ^⑥ NEW	4000 713 4203	—	—	—	—	—	—	●	●	●	—
225 mm (22 Z) HP ^⑥ NEW	4000 713 4202	—	—	—	—	—	—	●	●	●	●
Circular saw blade, carbide-tipped^{⑤⑥}											
225 mm (36 Z)	4000 713 4211	—	—	—	—	—	—	●	●	●	●

● Recommended
— Not approved

F = Blades
Z = Teeth

① Only approved with protection
② Very durable, long service life

③ Only approved with shredder guard
④ Only approved for clearing saws (FS) with bike handle



⑤ Only approved with stop, see page 99
⑥ HP = High-performance (20% more cutting performance)



Brushcutters and clearing saws



Accessories for cutting tools

-  Files and guards
-  For a variety of applications and jobs

File handles



Wooden handle for all round, triangular and flat files from 4.0 to 5.5 mm.

Order No. 0811 490 7860



Plastic handle with filing angles. For round files from 3.2 to 5.5 mm.

Order No. 0000 881 4500

Wear guards



For DuroCut 20-2.

Order No. 4005 007 1001



NEW

Available from spring 2018!

For PolyCut 27-3, and 47-3.

Order No. 4003 007 1000

Sharpening templates



For brush knives.

Triple-bladed brush knife
Order No. 4020 890 5500


Mill saw files



Flat file for brush knives and scratcher-tooth circular saw blades. 200 mm.

Order No. 0814 212 3310

Triangular sharpening file



For FG 2 and FG 3, for reworking the depth gauge and for scratcher-tooth circular saw blades.

Order No. 0811 421 8971

File holder with round file



For chisel-tooth circular saw blades.






Order No. 5605 750 4343

Saw set



For chisel-tooth circular saw blades.

Order No. 4020 893 5000

	Order number	Max. cutting circle diameter (line/metal) (mm)	FS 55	FS 131 / FSA 130 / FS-KM	FS 94	FS 260 / FS 360 / FS 460	FS 560	FSA 90
Universal guards for line mowing heads and metal tools								
	4180 007 1028	420/260	—	●	●	●/—	—	—
Guards for metal tools								
	4863 710 8100	—/260	—	—	—	—	—	●
	4144 710 8116	—/230	●	—	—	—	—	—
	4147 710 8101	—/305	—	—	—	●	—	—
	4148 710 8101	—/350	—	—	—	—	●	—
Guards for line mowing heads and PolyCut								
	4144 710 8117	420/—	●	—	—	—	—	—
	4147 710 8100	480/—	—	—	—	●	●	—
	4863 710 8120	380/—	—	—	—	—	—	●
	4180 007 1030	420/—	—	●	●	—	—	●
Guards for shredding starter pack (shredder blade, shredder guard and fastening components)								
	4000 713 3903	—/270	—	—	—	●	—	—
	4000 713 3902	—/320	—	—	—	—	●	—
Guards for circular saw blades (stop and guard for circular saw blades) ①								
	4180 710 8201	—/200	—	●	—	●	—	●
	4147 710 8200 ②	—/200	—	—	—	●	—	—
	4147 710 8201 ②	—/225	—	—	—	●	—	—
	4147 710 8211	—/225	—	—	—	—	●	—

① Only approved for clearing saws (FS) with bike handle

② Conversion only possible in connection with 4147 717 2701 guard ring, included in scope of delivery



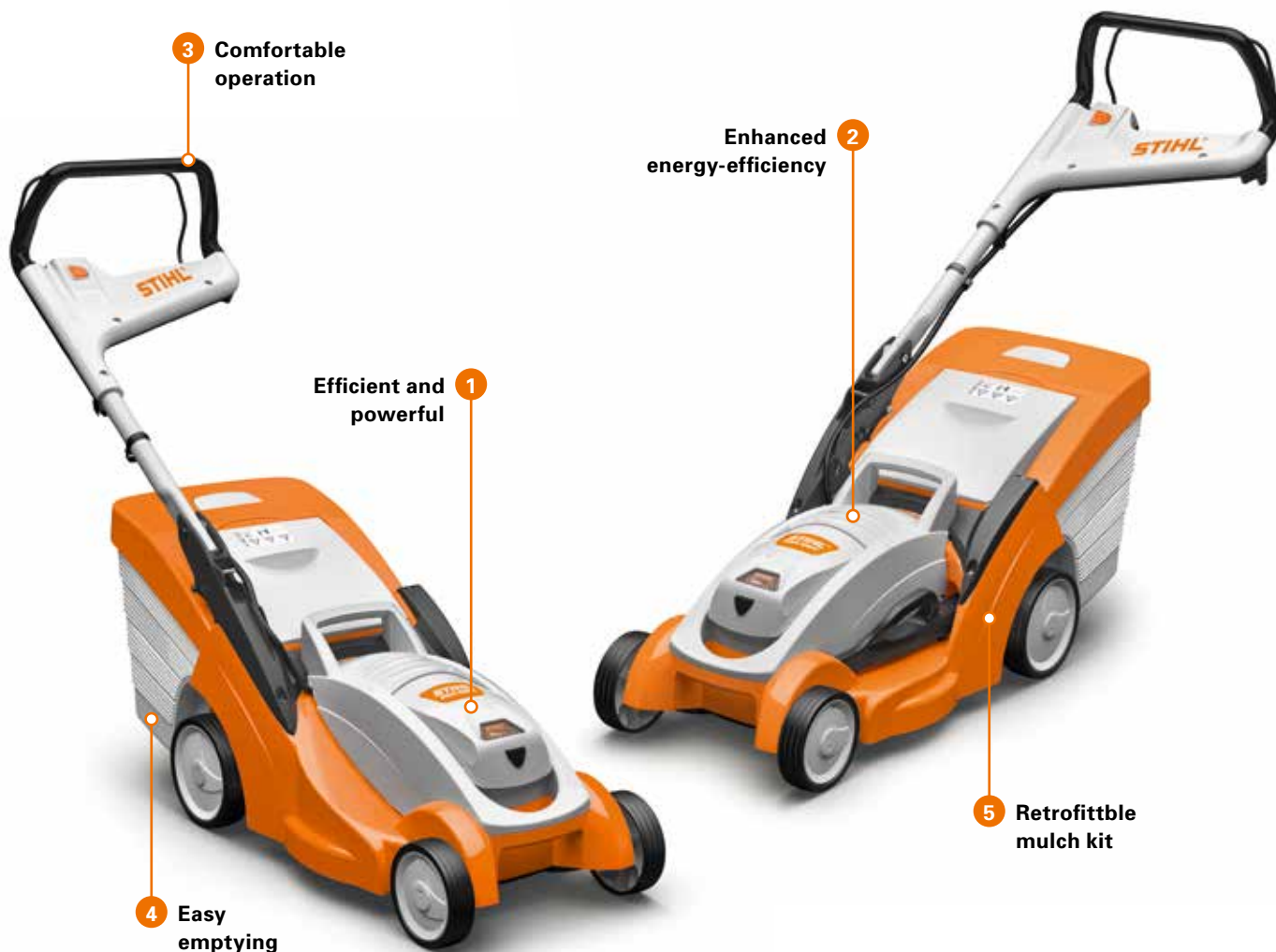


**Just because
you're working...
doesn't mean
you can't enjoy
yourself.**



You can complete your work even more comfortably using our lawn mowers. These mowers, equipped with battery technology, are compact and manoeuvrable – making them ideal for effortless work. The models with mono comfort handlebars offer a high degree of comfort, as the grass collection box is particularly easy to remove.

Battery lawn mowers	103
Accessories for battery lawn mowers	105
» Overview	106



Technology

1 Direct drive and flow-optimised blades

The engine works with a direct drive, resulting in greater energy-efficiency and additional area coverage. This makes it possible to mow large areas with just one battery charge.

2 Eco mode

In "Eco mode", the engine automatically regulates its output. This means that it supplies precisely the amount of energy that is needed for the respective grass height.

ECO



Please note that not all products are equipped with the features listed here. Only the most important features are described on this page. For further explanations and information, see page 246 onwards or online at www.stihl.com.au.

Comfort

3 Mono comfort handlebars

The innovative, folding mono comfort handlebars mean that the tool takes up less space during storage, and can be handled particularly easily in any situation. Accessing the grass collection box is an effortless task, and the box itself can be easily removed. Tool-free height adjustment enables the handlebar to be easily adapted to the user's height, enabling ergonomic work.

4 Folding grass catcher with fill level indicator




The grass catcher is simple to empty in just a few movements. The fill level status lets you easily see when the grass catcher is full.

5 Retrofittable mulch kit

A mulch kit is available as an additional accessory. During mulching, the mowing channel is closed using an insert, and the cut grass does not land in the catcher. Instead, it is broken up into small pieces and dropped back on the lawn. This supplies nutrients to the greenery and means it is no longer necessary to dispose of the cuttings.



Battery lawn mower

-  Low-noise and emissions-free
-  Manoeuvrable and lightweight
-  Cable-free and flexible

RMA 370



OPTIONAL MULCH KIT
Order No. 6909 007 1085

Lightweight, manoeuvrable battery lawn mower for mid-sized areas of lawn. Central cut-height adjustment, automatic speed control, and flow-optimised blades ensure longer battery life. Folding 40-litre grass catcher with fill level display, cutting width 37 cm. Weight: 14.0 kg^①.

RMA 370 excluding battery and charger
Order No. 6320 011 1452

① Weight excluding battery

* Will be introduced as RMA 370 are depleted

Battery lawn mower

RMA 410 C



OPTIONAL MULCH KIT
Order No. 6909 007 1075

Powerful and manoeuvrable battery lawn mower for larger areas of lawn. Adjustable mono comfort handlebars for ergonomic work. Central cut-height adjustment, automatic speed control, and flow-optimised blades ensure a longer battery life. Robust polymer housing, folding 55-litre grass catcher with fill level indicator, cutting width 41 cm. Weight: 21.0 kg^①.

RMA 410 C excluding battery and charger
Order No. 6338 011 1452

RMA 460



NEW

Available from
spring 2018!



Robust battery lawn mower with central cut-height adjustment and 4-in-1 function: mowing, mulching, catching, and side ejection. Automatic speed control as well as directly-driven blade ensure longer battery life. Robust steel housing, height-adjustable handlebar with soft handle, 60-litre textile grass catcher, cutting width 46 cm. Weight: 26.0 kg^①.

RMA 460 excluding battery and charger
Order No. 6368 011 1402

RMA 510



Robust battery lawn mower with large cutting width and 4-in-1 function: mowing, mulching, catching, and side ejection. Central cut-height adjustment. Automatic speed control as well as directly-driven blade ensure longer battery life. Robust steel housing, height-adjustable handlebar with soft handle, 75-litre textile grass catcher, cutting width 51 cm. Weight: 28 kg^①.

RMA 510 excluding battery and charger
Order No. 6372 011 1402



Accessories for battery lawn mowers

- Two tailored, retrofittable mulch kits
- For conversion to a multi-mower
- Means that cuttings do not need to be disposed of

Optional mulch kit

A mulch kit is available as an additional accessory. During mulching, the mowing channel is closed using an insert, and the cut grass does not land in the catcher. Instead, it is broken up into small pieces and dropped back on the lawn. This supplies nutrients to the greenery and means it is no longer necessary to dispose of the cuttings.

To suit RMA 370

Order No. 6909 007 1085

To suit RMA 410 C

Order No. 6909 007 1075



Battery lawn mower

Order number		Cutting width (cm)	Cutting height (mm)	Cut-height adjustment	Grass catcher (l)	Weight (kg)	
Battery lawn mower							
RMA 370	6320 011 1452	37	20–70	6-level (central)	40	14.0 ^①	
RMA 410 C	6338 011 1452	41	25–75	6-level (central)	55	21.0 ^①	
RMA 460	NEW Available from spring 2018! 6368 011 1402	46	35–90	7-level (central)	60	26.0 ^①	
RMA 510	6372 011 1402	51	35–90	7-level (central)	75	28.0 ^①	

- As standard
- Retrofittable (accessory)

C = comfort version

- ① Weight excluding battery
- ② Weight including battery, excluding charger



	Rated voltage (V)	Working speed (rpm)	Mulch function	Mono comfort handlebars	Folding grass-collection box	Central height adjustment	Flow-optimised blades
	36	3,350	○	—	●	●	●
	36	3,150	○	●	●	●	●
	36	3,200	●	—	●	●	●
	36	3,200	●	—	●	●	●



**Sometimes
work can't
wait...
and that's
a good thing.**



Anyone who enjoys gardening can often find it difficult to stop. That's no problem with our KombiSystem, which enables you to use just one powerful motor for up to twelve different garden tools. Just a few hand movements gets the right attachment into place, and the system quickly ready to use.

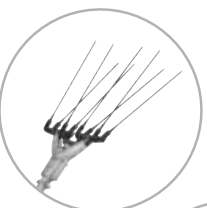



Petrol KombiEngines and the battery KombiEngine	111
KombiTools and accessories	112
» Overview of KombiEngines and KombiTools	114
MultiEngines » Overview	117
MultiTools and accessories	118



1

Choose from one of four powerful KombiEngines.



2




Combine one of twelve KombiTools and you're ready to go.



Please note that not all products are equipped with the features listed here. Only the most important features are described on this page. For further explanations and information, see page 246 onwards or online at www.stihl.com.au.



Petrol KombiEngines and the battery KombiEngine

-  For maintenance around the house and garden as well as larger areas
-  Powerful KombiEngines
-  Can be combined with a variety of Kombi-Tools

KM 56 RC-E



27.2 cm³, 0.8 kW/1.1 hp, 4.3 kg[Ⓢ]. For use in the garden, around the house and in the yard. STIHL Easy2Start, loop handle, harness, 2-MIX engine.

Order No. 4144 200 0117

KM 94 RC-E



24.1 cm³, 0.9 kW/1.2 hp, 4.0 kg[Ⓢ]. For professional applications. STIHL Easy2Start, ECOSPEED partial load function, loop handle, harness, 2-MIX engine, stop button.

Order No. 4149 200 0037

A C comfort feature in the product name: Many STIHL tools are standard-fitted with special comfort features, which can be identified by the C in the product name, e.g. KM 94 RC-E. The E stands for the STIHL Easy2Start.

For suitable fuels and lubricants, see page 194 onwards.

E = Easy2Start
R = Loop handle

Ⓢ Weight excluding fuel

For retail pricing visit www.stihl.com.au

www.stihl.com.au

KM 131 R



36.3 cm³, 1.4 kW/1.9 hp, 4.4 kg^①. For professional applications requiring high performance. A simplified start-up sequence for convenient starting, stop button, a larger fuel tank to increase battery life, paper air filter, loop handle, 4-MIX[®] engine.

Order No. 4180 200 0590

KMA 130 R



NEW

Available from
Spring 2018!

AR 1000 **EC MOTOR**

Lithium-Ion
PRO




Powerful battery KombiEngine with high torque and low weight. Three power levels for energy-efficient and low-noise work in all applications, harness. Weight: 3.2 kg^②.

KMA 130 R excluding battery and charger

Order No. 4867 011 6820



KombiTools and accessories

-  Twelve practical KombiTools for different tasks
-  Swap tools in no time
-  An extensive range of accessories

For suitable lithium-ion batteries and other accessories, see page 8 onwards.

R = Loop handle

For retail pricing visit www.stihl.com.au



FS-KM brushcutter^⑤



Ideal for clearing along walls or fences, under hedges or along paths. AutoCut C 25-2 mowing head. Weight: 1.2 kg^⑥.

Order No. 4180 200 0474



FCS-KM edge trimmer^⑦



For exact lawn edges along paths, driveways or flowerbeds. Adjustable working depth, weight 2.6 kg^⑥. Straight shaft version.

Order No. 4180 740 5004



KW-KM power sweep^⑦



Ideal for sweeping footpaths and roads. Rubber paddles, working width: 60 cm, including guard, total length: 125 cm. Weight: 7.4 kg^⑥.

Order No. 4601 740 4904



BF-KM pick tine^⑤



For aerating and cultivating soil. Working with: 22 cm, including guard, total length: 100 cm. Weight: 4.1 kg^⑥.

Order No. 4601 740 5000



FS-KM brushcutter^⑤



Ideal for lawn areas with tough grass. GSB 230-2 grass cutting blade, total length: 94 cm^⑥. Weight: 1.2 kg^⑥.

Order No. 4140 200 0218



FCB-KM edge trimmer^⑦



For exact lawn edges along paths, driveways or flowerbeds. Adjustable work depth, total length: 92 cm, Weight: 2.0 kg^⑥.

Order No. 4180 740 5002

Accessories: Edge trimmer blade (replacement blade)

(not pictured)
Length 20 cm

Order No. 4133 713 4101



KB-KM bristle brush^⑦



Removes dirt from the deepest grooves and furrows. Stiff bristles, backward rotating brush, working width: 60 cm, including guard, total length: 125 cm. Weight: 6.4 kg^⑥.

Order No. 4601 740 4905



BG-KM blower^⑦



Clears paths and areas of leaves and grass cuttings. High blowing power total length: 89 cm. Weight: 1.8 kg.

Order No. 4606 740 5000

Accessories: Curved flat nozzle



Order No. 4606 701 8301

- ① Weight excluding fuel
- ② Ear protection must be worn when using the BG-KM blower
- ③ Explanation of symbols on page 247
- ④ Weight excluding battery and KombiTool
- ⑤ Suitable for all KombiEngines
- ⑥ Excluding cutting tool and guard
- ⑦ Only suitable for KombiEngines with loop handle (R)
- ⑧ Weight including guard



HT-KM pole pruner^①




Cuts high branches precisely. Compact design, with integrated direction guide, bar length: 30 cm^③, total length: 126 cm. Weight: 1.3 kg.

Order No. 4182 200 0160



SP-KM harvester^①



For easy harvesting of nuts, pistachios and olives. Two separately angled rakes, especially light, low vibration. Approved for KM 56 RC-E, KM 90 R, KM 94 RC-E, KMA 130 R. Weight 2.0 kg.

Order No. 4249 740 5000

Tip protector



Made of stainless steel. Protects the tips of the cutter from wear while working close to walls or the ground.

Order No. 4237 792 9006

Angled gearhead



For use with the HT-KM and HL-KM KombiTools (0° version).

Order No. 4138 640 0201



FH-KM 145° scrub cutter^②



For cutting close to the ground and for low-spin mowing in very narrow spaces as well as in areas near traffic. Flexible adjustment mechanism, space-saving carrying position, bar length: 25 cm, total length: 126 cm. Weight: 2.1 kg.

Order No. 4243 740 5006



HL-KM 145° long-reach hedge trimmer^①



For demanding work on high hedges and use close to the ground. Adjustment mechanism that can be set in increments, space-saving carrying position, bar length: 50 cm, total length: 148 cm. Weight: 2.3 kg.

Order No. 4243 740 5003

Petrol KombiEngines

KM 56 RC-E	4144 200 0117	27.2	
KM 94 RC-E	4149 200 0037	24.1	
KM 131 R	4180 200 0590	36.3	

Battery KombiEngine

KMA 130 R	NEW Available from spring 2018!	4867 011 6820	—
-----------	--	---------------	---

● As standard

E = Easy2Start
R = Loop handle

Shaft extensions



Made of carbon fibre. For use with the HT-KM and HL-KM KombiTools. Shaft extension 1 m, carbon fibre outer shaft, extra light, weight 0.9 kg.

Order No. 4180 710 7105

Carry bag



Perfect for transporting and storing the tool together with the FS-KM or HL-KM KombiTools. Can be used for KMA 130 R, HSA 66, HSA 86, HLA 65, BGA 85, and BGA 100 and all KombiEngines with loop handle.

Order No. 0000 881 0507

Power output (kW/hp)	Rated voltage (V)	Weight (kg)	Sound pressure level ^④ (dB(A)) ^⑤	Sound power level ^④ (dB(A)) ^⑤	Vibration level left/right ^⑥ (m/s ²) ^⑤	STIHL engine (2-MIX / 4-MIX [®])	In combination with BG-KM: blowing force (N)	In combination with BG-KM: blowing (m/s) with round nozzle ^⑦	In combination with BG-KM: Air speed put (m ³ /h) with round nozzle ^⑦	In combination with BG-KM: Through-speed (m/s)	In combination with BG-KM: max. air throughput (m ³ /h) ^⑧	Length to coupling sleeve (cm)	STIHL Easy2Start (E)	Automatic decompression	Loop handle	Harness
0.8 / 1.1	–	4.3 ^⑨	96	107	8.5/7.7	2-MIX	16	59	845	71	1,140	84	●	–	●	●
0.9 / 1.2	–	4.0 ^⑨	95	109	7.2/7.2	2-MIX	16	59	845	71	1,140	90	●	–	●	●
1.4 / 1.9	–	4.4 ^⑨	101	110	6.1/6.5	4-MIX [®]	21	68	965	81	1,300	92	–	●	●	●
–	36	3.2 ^⑨	92	102	5.8/5.2	–	15	57.4	815	68.6	1,110	92	–	–	●	●

④ K factor according to Dir. 2006/42/EC = 2.0 dB(A)
 ⑤ Maximum values for KombiTools that can be used
 ⑥ K value according to Dir. 2006/42/EC = 2 m/s²

⑦ In blower mode
 ⑧ Without blowing system/nozzle
 ⑨ Weight excluding fuel

⑩ Weight without battery



Easy to operate 2

Easier to start 1

Easy to transport 3

4 Compact storage

Combine one of eight MultiTools and you're ready to go.

Technology

- 1 **Engine technology with paper air filter**
To make the start-up sequence easier, the carburettor is equipped with a manual fuel pump. The accelerator pump ensures dynamic revving. The paper air filter reliably protects the engine from dust and dirt.
- 2 **Multi-function handle**
All the engine control functions are at your fingertips. This makes it easy and reliable to use.

Comfort

- 3 **Transport handle**
The STIHL MultiSystem can be comfortably loaded into and out of cars thanks to the transport handle.
- 4 **Folding frame**
The STIHL MultiSystem can be quickly and easily folded away even with a tool attached, allowing it to be conveniently transported and stored.



Please note that not all products are equipped with the features listed here. Only the most important features are described on this page. For further explanations and information, see page 246 onwards or online at: www.stihl.com.au.



MM 55 MultiEngine

- For a variety of tasks: for lawn care, soil cultivation and surface cleaning
- Powerful MultiEngine
- Can be combined with a variety of MultiTools
- Folding frame for easy transportation

MM 55



27.2 cm³, 0.75 kW/1.0 hp, 7.9 kg^①. For a very wide range of tasks in lawn maintenance, soil cultivation and surface cleaning. Powerful drive for the STIHL MultiTools. Multi-function handle, transport handle, paper air filter, folding frame.

Order No. 4604 200 0001

Order number		Displacement (cm ³)	Power output (kW/hp)	Weight (kg) ^①	Sound pressure level ^② (dB(A))	Sound power level ^② (dB(A))	Vibration level left/right ^③ (m/s ²)
MultiEngine							
MM 55	4604 200 0001	27.2	0.75 / 1.0	7.9	92	102	2.4 / 3.6

② K factor according to Dir. 2006/42/EC = 2.5 dB(A)

③ K factor according to Dir. 2006/42/EC = 2 m/s²


For suitable fuels and lubricants, see page 194 onwards.

① Weight excluding fuel and tool

For retail pricing visit www.stihl.com.au



MultiTools and accessories

 Eight practical MultiTools
for the most varied jobs

 Swap tools in no time



BF-MM pick tine



Breaks up heavy, loamy soil. Ideal for recultivating and loosening the soil, working width 22 cm, weight 2.0 kg.

Order No. 4601 740 4605



FC-MM lawn edge trimmer^①



Perfectly cuts edges, deeply penetrating as far as the roots. Weight: 0.8 kg.

Order No. 4601 740 4603



BK-MM bolo tine



Ideal for precision work. Spreads fine, sandy soil and crumbles large sods of earth, working width 22 cm, weight 2.0 kg.

Order No. 4601 740 4606



RL-MM aerator^①




Improves root growth. Perforates the lawn surface to ensure optimal supply of nutrients and ventilation, working width 20 cm, weight 2.0 kg.

Order No. 4601 740 4600



MF-MM dethatcher ^①



Removes moss and matted growth from the lawn surface, includes guard extension and apron, working width 50 cm. Weight: 8.3 kg.

Order No. 4601 740 4601



KB-MM bristle brush ^②



Removes dirt from paved areas or uneven natural stone surfaces, including guard extension, working width: 60 cm. Weight: 4.2 kg.

Order No. 4601 740 4602

Wheel kit



For MF-MM^①, KW-MM^② and KB-MM^②. Allows the tool to be lifted slightly, therefore reducing the resistance from friction, when dethatching, brushing and sweeping. Better manoeuvrability.

Order No. 4601 007 1008

Cultivator blade



Varies the working depth and speed when cultivating soil by slightly lifting and lowering the tool into and out of the soil.

Order No. 4601 740 4800

Weight kit



For BF-MM and BK-MM. A useful tool for cultivating and crumbling tasks. Increases the pressure on the tool for improved depth penetration into the ground.

Order No. 4601 730 4500



KW-MM power sweep ^②



Ideal for sweeping footpaths and roads. Removes dirt, sand, small stones and leaves. Excluding guard extension, working width 60 cm, weight 3.7 kg.

Order No. 4601 740 4604

FS-MM trimmer



NEW

Available from
Spring 2018!

Now you can turn your STIHL MultiEngine into a quality wheeled trimmer, adding ease and convenience to your trimming tasks

Order No. 4601 740 4610



7

**The hedge is taking
shape...
and so is your
enthusiasm.**



True passion is a pleasure to pass on. Our hedge trimmers and long-reach hedge trimmers are built based on sophisticated technology and all of our knowledge about the needs of grounds maintenance. The result is outstanding cutting performance.



7

Hedge trimmers	123
Petrol hedge trimmers	123
Battery shrub shears and battery hedge trimmers	124
Electric hedge trimmers	127
Accessories for hedge trimmers	128
» Overview of hedge trimmers	130
Long-reach hedge trimmers and accessories	133
» Overview	135

Hedge trimmers and long-reach hedge trimmers



Technology

- 1 **STIHL EC electronics**
In the PRO battery power system, the electronic control unit recognises the respective load during use and actively influences the EC engine. This results in a consistent blade stroke, even while pruning very thick hedges, as well as always achieving the optimum power output.
- 2 **STIHL electric motor (EC)**
Alongside impressive performance, professional hedge trimmers in the PRO battery power system have an EC engine with automatic rotation direction switching. This makes it possible to release the cutter when necessary.

Comfort

- 3 **Rotating multi-function handle**
Whether for side or top cutting, professional hedge trimmers are always comfortable and balanced in operation. It's very easy to put the rotating multi-function handle into the optimum position for the task at hand.
- 4 **Sophisticated cutter geometry**
The cutter geometry and gear system, designed especially for trimming and cutting, ensure the best performance.
- 5 **Loop handle with inner switch**
Comfortable to hold and saves energy during operation, particularly when working for extended periods.

Safety





- 6 **Screw-on cut protection**
Reduces risk of injury to the user and guarantees easy replacement when worn.
- 7 **Screw-on tip protector**
Protects the tip of the hedge trimmer blade from wear and makes it easier to cut close to walls and the ground.



Please note that not all products are equipped with the features listed here. Only the most important features are described on this page. For further explanations and information, see page 246 onwards or online at www.stihl.com.au.



Petrol hedge trimmers

-  Powerful tools with low weight and high cutting performance
-  For use on large properties
-  For park and landscape maintenance
-  Delivers the perfect cut for thick hedges and ornamental trees

HS 45



27.2 cm³, 0.75 kW/1.0 hp, from 4.7 kg[Ⓢ]. Entry-level model for the maintenance of shrubs and bushes in the garden. STIHL anti-vibration system, long-life air filter system, single-sided cutting blades, integrated cut protection.

Bar length	Order No.
45 cm / 18"	4228 011 2931
60 cm / 24"	4228 011 2932

HS 46 C-E



21.4 cm³, 0.65 kW/0.9 hp, 4.0 kg[Ⓢ]. Light hedge trimmer, ideal for discerning hobby gardeners. STIHL anti-vibration system, long-life air filter system, 2-MIX engine, master control lever, tool-free fuel cap, single-sided cutting blades, integrated cut protection.

Bar length	Order No.
55 cm / 22"	4242 011 2924

HS 56



21.4 cm³, 0.65 kW/0.9 hp, 4.5 kg[Ⓢ]. Ideal for landscape gardeners and farmers. STIHL anti-vibration system, long-life air filter system, 2-MIX engine, tool-free fuel cap, double-sided cutting blades, screw-on cut and tip protector.

Bar length	Order No.
60 cm / 24"	4242 011 2944

E = Easy2Start

Ⓢ Weight excluding fuel, fully assembled

For retail pricing visit www.stihl.com.au

www.stihl.com.au

Hedge trimmers and long-reach hedge trimmers

HS 82 R



22.7 cm³, 0.7 kW/1.0 hp, 5.4 kg^①. Professional tool with lower blade speed for more powerful cutting. 2-MIX engine, STIHL anti-vibration system, long-life air filter system, double-sided cutting blades in the pruning version, rotating multi-function handle, screw-on cut and tip protector, stop button.

Bar length	Order No.
75 cm / 30"	4237 012 2903

HS 82 T



22.7 cm³, 0.7 kW/1.0 hp, 5.1 kg^①. Professional tool with high blade speed for a precise cut. 2-MIX engine, STIHL anti-vibration system, long-life air filter system, double-sided cutting blades in the trimming version, rotating multi-function handle, screw-on cut and tip protector, stop button.

Bar length	Order No.
60 cm / 24"	4237 012 2912

HS 87 T



22.7 cm³, 0.7 kW/1.0 hp, 5.2 kg^①. Professional tool with single-sided cutting blades in the trimming version. 2-MIX engine, STIHL anti-vibration system, long-life air filter system, double-sided cutting blades, screw-on tip protector, stop button.

Bar length	Order No.
100 cm / 39"	4237 012 2933



Battery shrub shears and battery hedge trimmers

- For occasional users and professionals
- For hedge trimming in noise-sensitive residential areas and in hospital gardens, cemeteries, schools, etc.
- Easy and comfortable to use
- Excellent cutting performance

For suitable fuels and lubricants, see page 194 onwards.

R = Pruning

T = Trimming

① Weight excluding fuel, fully assembled

For retail pricing visit www.stihl.com.au

HSA 25



Lithium-Ion

Battery shrub shears with shrub cutter to trim and maintain smaller, evergreen hedges and small-leaved ornamental trees. With a grass trimmer, also suitable for cutting grass edging around the patio, flower beds and the outside of the house. Ergonomic, rubberised handle, double-stroke blade for a powerful cut and minimum vibration. Weight: 0.6 kg^②. Battery only fits the HSA 25. For work close to the ground, the use of the telescopic shaft is recommended (page 128).

The scope of delivery includes:

- 1 x lithium-ion battery, 21.6 Wh, battery life up to 110 min
- 1 x charger, battery charging time 140 min/180 min (80%/100%)
- 1 x shrub cutter, bar length 17 cm
- 1 x grass trimmer, cutting width 11 cm
- 1 x black/orange carry bag with eyelets for wall mounting

Bar length	Order No.
17 cm / 7"	4515 011 3502

HSA 56



Lightweight battery hedge trimmer with high cutting performance for trimming bushes and hedges around the home. Single-sided cutter blade with 30-mm tooth spacing, integrated cut protection in a droplet shape, and screw-on blade tip protector. Weight: 2.9 kg^④.

HSA 56 excluding battery and charger

Bar length	Order No.
45 cm / 17"	4521 011 3500

HSA 56 set with AK 10 and AL 101

Bar length	Order No.
45 cm / 17"	4521 011 3514

HSA 45



NEW

Available from
March 2018!

Lithium-Ion

A very light battery hedge trimmer with good cutting performance for trimming branches in your home's outdoor spaces. Single-sided cutting blade with 24 mm tooth spacing, integrated cut protection, screw-on tip protector, integrated lithium-ion battery (36 Wh) with charge level indicator. Weight: 2.3 kg^③. Battery charging time 145 min/210 min (80%/100%).

Bar length	Order No.
50 cm / 20"	4511 011 3504

HSA 66



Battery hedge trimmers deliver high cutting performance at a low weight and maintain a constant stroke rate under load, even during tough jobs. 30 mm tooth spacing, droplet-shaped cutter geometry holds twigs more effectively in the blade, single-sided cutting blade, integrated cut protection, screw-on tip protector. Weight: 3.1 kg^④.

HSA 66 excluding battery and charger

Bar length	Order No.
50 cm / 20"	4851 011 3520

For suitable lithium-ion batteries and other accessories, see page 8 onwards.

② Weight excluding battery but including cutting tool
③ Weight including battery

④ Weight excluding battery
⑤ Explanation of symbols on page 247

Hedge trimmers and long-reach hedge trimmers

HSA 86



The battery hedge trimmer offers high power and efficiency at a low weight. It ensures a constant stroke rate while pruning thick hedges. 33 mm tooth spacing, double-sided cutting blades in two lengths, screw-on cut and tip protector. Weight: from 3.0 kg[®].

HSA 86 excluding battery and charger

Bar length	Order No.
62 cm / 24"	4851 011 3521

HSA 94 R



Extremely high-performance and robust professional battery hedge trimmer with low blade speed for powerful cuts. Constant stroke rate (even under extreme load when performing heavy pruning), rotating multi-function handle with three-setting stroke rate, double-sided cutting blade in the pruning version, and screw-on cut and tip protector. Weight: from 4.1 kg[®]. Battery operation with the aid of the optional AP holster with connecting cable or the carrying system (see page 30).

HSA 94 R excluding battery and charger

Bar length	Order No.
75 cm / 30"	4869 011 3503

HSA 94 T



Extremely high-performance and robust professional battery hedge trimmer with high blade speed for precise cuts. A constant stroke rate even under load, rotating multi-function handle with three-setting stroke rate, double-sided cutting blade in the trimming version, and screw-on cut and tip protector. Weight: from 3.7 kg[®]. Battery operation with the aid of the optional AP holster with connecting cable or the carrying system (see page 30).

HSA 94 T excluding battery and charger

Bar length	Order No.
60 cm / 24"	4869 011 3511

Comfortably protected



MultiProtect HS protective trousers

Ideal for working with hedge trimmers; excellent leg protection and very comfortable to wear.

>> More on page 225




STIHL professional tip:



Note: Additional accessories may be required to utilize different battery combinations for all battery powered products, please discuss your requirements with your STIHL Authorised Dealership.



Electric hedge trimmers

-  For trimming hedges and bushes around the house
-  Easy to handle
-  Especially light and quiet

HSE 42



240 V, 420 W, 3.0 kg^②. Ideal for trimming and cutting twigs and thin branches. Integrated cut protection, screw-on tip protector, small hand guard, mechanical blade brake, single-sided cutting blades, cable strain relief with lock.

Bar length	Order No.
45 cm / 18"	4818 011 3505

HSE 61



240 V, 500 W, 3.9 kg^②. With 5-position rotary handle for flexible, easy cutting. Integrated cut protection, screw-on tip protector, shaft extension, single-sided cutting blades, low vibration, cable strain relief.

Bar length	Order No.
50 cm / 20"	4812 011 3504

HSE 71






240 V, 600 W, 4.2 kg^②. Suitable for tough branches. Integrated cut protection, screw-on tip protector, shaft extension, single-sided cutting blades, 5-position rotary handle, low vibration, cable strain relief.

Bar length	Order No.
70 cm / 28"	4812 011 3505



Accessories for hedge trimmers

-  Handy helpers to lighten your workload
-  Tip protectors and catcher plates
-  Blade position adjustment kit

Telescopic shaft for HSA 25



Enables work in an upright position with the HSA 25. Battery replacement in the control handle, infinitely telescopic from 95 – 110 cm, working angle that can be adjusted through 125°, smooth-running wheels.

Order No. 4515 710 7100

Catcher plates for cutting blades



For catching and removing cuttings. Can be mounted on both sides.

Suitable for HSA 66, HSA 86, all HSE and HLA, for bar length of 50 cm/20", can be mounted without the use of tools.

Order No. 4859 740 3300

Tip protectors



Prevents the end of the cutter bar from getting damaged while working close to walls and the ground.

Suitable for HS 56, HS 56 C-E, HS 81 T, HS 82 T, and HSA 94 T

Order No. 4237 792 9006

Suitable for HS 81 R, HS 82 R, and HSA 94 R

Order No. 4237 790 9802



Hedge trimmers and long-reach hedge trimmers

	Order number	Bar length (cm / inch)	Displacement (cm³)	Power output (kW/hp)	Rated voltage (V)	Power consumption (W)	Weight (kg)	
Petrol hedge trimmers								
HS 45	4228 011 2931	45/18	27.2	0.75/1.0	—	—	4.7 ^③	
HS 45	4228 011 2932	60/24	27.2	0.75/1.0	—	—	5.0 ^③	
HS 46 C-E	4242 011 2924	55/22	21.4	0.65/0.9	—	—	4.3 ^③	
HS 56	4242 011 2944	60/24	21.4	0.65/0.9	—	—	4.5 ^③	
HS 82 R	4237 012 2903	75/30	22.7	0.7/1.0	—	—	5.7 ^③	
HS 82 T	4237 012 2912	60/24	22.7	0.7/1.0	—	—	5.1 ^③	
HS 87 T	4237 011 2973	100/40	22.7	0.7/1.0	—	—	5.2 ^③	
Battery hedge trimmers								
HSA 25	4515 011 3500	17/7	—	—	10.8	—	0.6 ^④	
HSA 45 NEW Available from March 2018!	4511 011 3504	50/20	—	—	18	—	2.3 ^⑤	
HSA 56	4521 011 3500	45/18	—	—	36	—	2.9 ^④	
HSA 56 set with AK 10 + AL 101	4521 011 3514	45/18	—	—	36	—	3.7 ^⑦	
HSA 66	4851 011 3520	50/20	—	—	36	—	3.1 ^⑥	
HSA 86	4851 011 3521	62/24	—	—	36	—	3.3 ^⑥	
HSA 94 R	4869 011 3503	75/30	—	—	36	—	4.4 ^⑥	
HSA 94 T	4869 011 3511	60/24	—	—	36	—	3.9 ^④	
Electric hedge trimmers								
HSE 42	4818 011 3505	45/18	—	—	240	420	3.0 ^⑧	
HSE 61	4812 011 3504	50/20	—	—	240	500	3.9 ^⑧	
HSE 71	4812 011 3505	70/28	—	—	240	600	4.2 ^⑧	

● As standard

E = Easy2Start
R = Pruning
T = Trimming

① K factor according to Dir. 2006/42/EC = 2.0 dB(A)
② K factor according to Dir. 2006/42/EC = 2 m/s²
③ Weight excluding fuel, fully assembled

④ Weight excluding battery, including cutting tool
⑤ Weight including battery
⑥ Weight excluding battery


⑦ Weight including battery, excluding charger
⑧ Weight excluding cable

	Sound pressure level ^① (dB(A))	Sound power level ^① (dB(A))	Vibration level left/right ^② (m/s ²)	STIHL engine (2-MIX/4-MIX [®])	Total length (cm)	Stroke rate (rpm)	Tooth spacing (mm)	STIHL anti-vibration system	STIHL Easy2Start (E)	Long-life air filter system	Rotary handle
	97	107	10.0/9.0	–	95	3,800	30	●	–	●	–
	97	107	10.0/9.0	–	110	3,800	30	●	–	●	–
	95	107	4.5/4.9	2-MIX	100	3,640	30	●	●	●	–
	95	107	4.7/5.5	2-MIX	104	3,640	34	●	–	●	–
	94	106	2.7/3.0	2-MIX	135	3,200	38	●	–	●	●
	95	107	2.8/2.9	2-MIX	121	5,100	30	●	–	●	●
	96	107	2.6/2.6	2-MIX	122	5,100	30	●	–	●	–
	70	80	1.2/1.4 ^③	–	50	2,000	19	–	–	–	–
	54	77	1.4/1.5	–	92	2,500	24	–	–	–	–
	80	91	2.7/1.2	–	94	2,800	30	–	–	–	–
	80	91	2.7/1.2	–	94	2,800	30	–	–	–	–
	83	94	3.7/2.3	–	103	3,000	30	–	–	–	–
	83	94	3.7/2.3	–	115	3,000	33	–	–	–	–
	84	95	4.2/3.3	–	132	2,800/3,000/3,200 ^⑩	38	–	–	–	●
	85	96	4.0/3.1	–	118	4,400/4,700/5,000 ^⑩	30	–	–	–	●
	84	95	3.1/1.5	–	92	3,400	21	–	–	–	–
	85	96	5.3/3.3	–	113	3,200	29	–	–	–	●
	88	99	3.8/2.6	–	133	2,800	36	–	–	–	●

③ With shrub cutter/with grass trimmer

⑩ Level 1/level 2/level 3

Hedge trimmers and long-reach hedge trimmers



Technology

- 1 Blade system**
Double-sided cutting blades ensure a powerful and precise cut even through thicker branches.
- 2 STIHL 2-MIX engine**
The STIHL 2-MIX engine is both powerful and economical. Separating the exhaust emissions from the unburnt gas minimises flushing losses, and therefore increases the power output while reducing consumption.

Comfort

- 3 Multi-function handle**
The multi-function handle on the long-reach hedge trimmers enables all the engine functions to be easily controlled.
- 4 Lightweight gear system**
The magnesium housing is especially light.
- 5 Loop handle**
The loop handle gives you maximum flexibility and easy operation even in confined working conditions.

Safety

- 6 Quick-release adjustment system**
The cutter bar can be adjusted in increments up to 145° in two directions.
- 7 Carrying position**
To save space, the cutter bar can be folded parallel to the shaft and locked, for transport.



Please note that not all products are equipped with the features listed here. Only the most important features are described on this page. For further explanations and information, see page 246 onwards or online at www.stihl.com.au.



Long-reach hedge trimmers and accessories

- For professional landscape gardeners as well as discerning occasional users
- Available in short or long shaft versions
- For particularly wide, high or long hedges right down to the ground-level and shrubs around the home.
- Handy helpers to lighten your workload

HLA 65



Battery long-reach hedge trimmer for tall and wide hedges. Constant blade stroke regardless of the load, can be folded together, adjustable for vertical, overhead and ground-level cutting, cutter bar adjustable by 115°, long reach, double-sided cutting blades. Carrying length: 125 cm. Total length: 205 cm. Weight: 3.5 kg^②.

HLA 65
excluding battery and charger
Order No. 4859 011 2900

HLA 85



The battery hedge trimmer for professional applications, with a telescopic shaft that provides long reach. Infinitely variable speed control, offers ideal adjustment for vertical, overhead and ground-level cutting, cutter bar adjustable by 115°, double-sided cutting blade. Tool-free adjustment of the shaft length using quick-tensioning lever, carrying length of 180 cm, total length of 260–330 cm. Weight: 4.4 kg^②.

HLA 85
excluding battery and charger
Order No. 4859 011 2920

For suitable lithium-ion batteries and other accessories, see page 8 onwards.

① Explanation of symbols on page 247

② Weight excluding battery

Hedge trimmers and long-reach hedge trimmers

HLE 71



240 V, 600 W, 5.9 kg[®].
Perfect for trimming tall and wide hedges in noise-sensitive areas. 125° adjustable cutter bar, double-sided cutting blade, soft handle, carrying position, overload protection, cable strain relief, total length 254 cm.

Order No. 4813 011 2900

HL 94



24.1 cm³, 0.9 kW/1.2 hp, from 6.1 kg[®].
For professional work on high hedges and use near the ground. Reduced-weight transmission, 2-MIX engine with ECOSPEED for speed control when working for long periods in noise-sensitive areas, STIHL Easy2Start, cutter bar adjustable by 145°. Total length: 242 cm.

Order No. 4243 011 2906

Catcher plate for cutting blades



For catching and removing cuttings. 50 cm bar length, tool-free, can be mounted on both sides, for HSA 66, HSA 86, all HLA and HSE models.

Order No. 4859 740 3300

Bracket for telescopic shaft



For outstandingly ergonomic design in combination with a basic shoulder strap or the RTS harness. The tool is easy to attach and quick to release. Included in the scope of delivery with the HT 75, HT 103 and HT 133. Suitable for the HT 101, HT 131, HTA 85 and HLA 85.

Order No. 0000 790 8600

RTS harness



For prolonged use. Can be adjusted to the user's size, makes particularly effortless and ergonomic work possible. Can be used with the HT 75, HT 101, HT 103, HT 131, HT 133, HTA 85, HTE 60, KombiEngines with HT-KM or HL-KM 145° (not KMA 130 R), HLA 65, HLA 85 and HLE 71.

Order No. 0000 790 4400

HT 75, HT101, HT 131
Round shaft versions
Order No. 4812 790 4400

Carry bag



Perfect for transporting and storing the tool together with the FS-KM or HL-KM KombiTools. Can be used for KMA 130 R, HSA 66, HSA 86, HLA 65, BGA 85, and BGA 100 and all Kombi-Engines with loop handle.

Order No. 0000 881 0507

Tip protector



Prevents the end of the cutter bar from getting damaged while working close to walls and the ground (not suitable for HLA).

Suitable for HLE 71

Order No. 4230 007 1005

Suitable for HL 94

Order No. 4237 792 9006

Order number		Bar length (cm / inch)	Displacement (cm³)	Power output kW /hp	Rated voltage (V)	Power consumption (W)	Weight (kg)	Sound pressure level ^③ (dB(A))	Sound power level ^④ (dB(A))	Vibration level left/right ^⑤ (m/s ²)	Total length (cm) ^⑥	Stroke rate (rpm)	Tooth spacing (mm)	STIHL engine (2-MIX/4-MIX [®])	
Petrol long-reach hedge trimmers															
HL 94	<div>NEW Available from Spring 2018!</div>	4243 011 2906	60	24.1	0.9/1.2 kW/hp	—	—	6.1 ^⑦	91	106	4.1/4.5	242	3,615	34	2-MIX
Battery long-reach hedge trimmers															
HLA 65 (115°)		4859 011 2900	50	—	—	36	—	3.5 ^①	85	94	3.5/3.5	205	3,000	33	—
HLA 85 (115°)		4859 011 2920	50	—	—	36	—	4.4 ^①	75	94	2.0/2.0	260–330	3,000	33	—
Electric long-reach hedge trimmer															
HLE 71 (125°)		4813 011 2900	50	—	—	240	600	5.9 ^②	84	95	7.6/3.6	254	4,000	35	—

● As standard

① Weight excluding battery

② Weight excluding cable

③ K factor according to Dir. 2006/42/EC = 2.0 dB(A)

④ K value according to Dir. 2006/42/EC = 2 m/s²

⑤ With blade cutting attachment

⑥ Weight excluding fuel, fully assembled



**Piles of
work...
just
cleared
away.**


8



Work can also be really easy to do; with our cleaning tools, you'll have everything around the home back in order in no time. Their high performance even enables you to deal with larger quantities of leaves and stubborn dirt.



Blowers	139
Petrol blowers	139
Battery blowers	141
Electric blowers	143
Accessories for blowers	144
» Overview of blowers	146
Petrol vacuum shredders, electric vacuum shredders and accessories	
» Overview	148
Sweeping machines and battery sweeping machine	151
» Overview	152
High-pressure cleaners, compact range and mid-range	154
Accessories for high-pressure cleaners, compact range and mid-range	156
Cleaning agents and maintenance products for high-pressure cleaners	158
Wet and dry vacuum cleaners	161
Accessories for wet and dry vacuum cleaners	163
» Overview of wet and dry vacuum cleaners	164



Technology

1 STIHL Easy2Start (E)

A spring between the starter cord reel and crankshaft relieves the strain when starting, meaning that excessive pulling on the cord is no longer needed. The result is a convenient starting procedure with practically no effort.

2 HD2 filter

This air filter keeps even the finest dust away from the engine, ensuring a particularly long service life. Thanks to its special material, the filter can easily be cleaned by washing, for example with STIHL Varioclean and warm water.

Comfort

3 STIHL anti-vibration system

Buffer and spring elements reduce the transmission of engine vibrations to the operator's arms and hands, making the tool comfortable to use.

4 Locking throttle lever with stop button





The throttle lever can be locked in full throttle position. A flick of the thumb shuts off the engine. The tool is then immediately ready to start again.



Please note that not all products are equipped with the features listed here. Only the most important features are described on this page. For further explanations and information, see page 246 onwards or online at: www.stihl.com.au.



Petrol blowers

-  For homeowners, caretakers, landscapers and municipal workers
-  Hand-held and back-pack version
-  Powerful and efficient
-  Great user comfort

BG 56



27.2 cm³, 4.1 kg^①. Quickly clears leaves and grass cuttings. Round nozzle, 2-MIX engine, stop button.

Order No. 4241 011 1734

BG 86



NEW

Available from
Spring 2018!

27.2 cm³, 4.4 kg^①. Suitable for clearing large areas of leaves and grass in very dusty areas, thanks to the new HD2 filter. Round nozzle, flat nozzle, STIHL anti-vibration system, STIHL 2-MIX engine, locking throttle lever with stop button.

BG 86 C-E



27.2 cm³, 4.4 kg^①. Suitable for clearing large areas of leaves and grass in very dusty areas, thanks to the new HD2 filter. Round nozzle, flat nozzle, STIHL anti-vibration system, STIHL Easy2Start, 2-MIX engine, locking throttle lever with stop button.

Order No. 4241 011 1724

For suitable fuels and lubricants, see page 194 onwards.

E = Easy2Start

① Weight excluding fuel, fully assembled

For retail pricing visit www.stihl.com.au

www.stihl.com.au

139

BR 200



27.2 cm³, 5.7 kg^①. Compact and very light tool. STIHL anti-vibration system, 2-MIX engine, simple start logic, locking throttle lever with stop button, carry handle.

Order No. 4241 011 1602

BR 450 C-EF



Start the tool at the push of a button

63.3 cm³, 11.5 kg^①. Very powerful blower with STIHL Electro-Start for convenient restart on the back. Additional pull starter with STIHL Easy2Start for starting at temperatures below 0°C. Soft handle, STIHL anti-vibration system, wide shoulder straps, 2-MIX engine, straightforward start logic, locking throttle lever with stop button, infinitely variable blower tube adjustment, tool-free handle position adjustment.

Order No. 4244 011 1633

BR 700



64.8 cm³, 10.8 kg^①. Extremely high-performance blower with exceptional blowing power. Tool-free adjustment of the handle position and infinitely variable adjustment of the blower tube. Soft handle. STIHL anti-vibration system, 4-MIX[®] engine. Ergonomically shaped, wide shoulder straps, hip belt, locking throttle lever with stop button, carry handle. The optional bike handle is recommended when working with curved nozzles for long periods.

Order No. 4282 011 1625



Battery blowers

- Ideal for cleaning in noise-sensitive residential areas and hospital gardens, kindergartens, etc.
- Quietest blower in the range
- Battery and emission-free

BGA 45

Lithium-Ion



Easily manoeuvrable battery blower for cleaning small outdoor areas at home. Round nozzle, lithium-ion battery (45 Wh) with charge level indicator. Weight: 2.0 kg^②. Battery charging time 210 min/300 min (80%/100%).

Order No. 4513 011 5904

BGA 56

AK 20 Lithium-Ion COMPACT



Ergonomically balanced battery blower in a streamlined design for comfortable and effortless work. Round nozzle, soft handle, three-level adjustable blower tube for optimum blowing force in use. Weight: 2.1 kg^③.

BGA 56 excluding battery and charger

Order No. 4523 011 5900

BGA 56 set with AK 20 and AL 101

Order No. 4523 011 5914



STIHL professional tip:

Note: Additional accessories may be required to utilise different battery combinations for all battery powered products, please discuss your requirements with your local STIHL dealer.

For suitable lithium-ion batteries and other accessories, see page 8 onwards.

BGA 85



The very easy and convenient to operate battery blower. Round nozzle, soft handle, infinitely variable speed control, and very quiet operation. For particularly long periods of use, we recommend the AR range of backpack batteries. Weight: 3.2 kg^②.

BGA 85 excluding battery and charger

Order No. 4853 011 5900

BGA 100



Pleasantly quiet, lightweight and very powerful battery blower for professional use, especially in urban, noise-sensitive areas. Round nozzle, soft handle, three power levels with additional boost function, three-level length-adjustable blower tube, lifting eye for support cushion. Weight: 2.5 kg^②.

BGA 100 excluding battery and charger

Order No. 4866 011 5900



STIHL professional tip:





Wet foliage stuck to the ground can be very easily removed using the BGA 100 combined with a flat nozzle. The high air speed means that leaves are loosened from the ground more easily, and heavy blowable materials are moved more quickly. For further technical data, visit www.stihl.com.au.



① Explanation of symbols on page 247
② Weight excluding battery



Electric blowers

-  For homeowners
-  Ideal for frequent use on private grounds
-  Comfortably quiet operation
-  High blowing power

BGE 61



240 V, 1.1 kW, 3.0 kg[®]. For cleaning small to medium spaces around the home. Flat nozzle, cable strain relief.

Order No. 4811 011 1511

BGE 81



240 V, 1.4 kW, 3.3 kg[®]. For cleaning large spaces around the home. Flat nozzle, soft handle, infinitely variable speed control, lock button to lock air stream, cable strain relief, can also be used as a vacuum shredder with the retrofittable optional vacuum attachment.

Order No. 4811 011 1530

STIHL professional tip:



Your electric blower can be easily used as a vacuum shredder, which shreds the leaves that were vacuumed straight away before they're put into the collection bag. The shredded leaves can then ideally be used for mulching. For this you will simply need the attachment set for electric blowers, which you can find on page 144.



Accessories for blowers

- For extending the range of possible applications
- Various nozzles
- Gutter cleaning set
- Harness for improved user comfort

Vacuum attachment



For converting the electric blower into an electric vacuum shredder. For BG 56 and BG 86.

Order No. 4241 700 2200

Hip belt



Equally distributes the weight across the hips. Soft padding.

For BR 450

Order No. 4203 710 9102

For BR 500 and BR 700

Order No. 4282 710 9101

Vacuum attachment



For converting the blower into an electric vacuum shredder. For BGE 81.

Order No. 4811 700 2201

Gutter cleaning set



For clearing dirt and leaves. Approx. 3 m long blower tube, for BG 56, BG 66, BG 86, BGE 61 and BGE 81.

Order No. 4241 007 1003

Support cushion set



For retrofitting to all FS harnesses in the ADVANCE series without comfort carry rings. With an adapter for attaching the support cushions for FSA and BGA to the AR backpack batteries' carrying system.

Order No. 0000 007 1045

Chest belt



Ensures the shoulder straps are securely positioned. For BR 200, BR 450, BR 500, BR 600 and BR 700.

Order No. 0000 790 7700











Harness with carrying strap



Harness for BGA 85 for effortless work. The right balance is achieved through different rope-attachment loops, regardless of whether AP or AR battery operated. When using AR batteries an additional support cushion is needed.

Order No. 4853 710 9000



	Order number	Shape	Suitable for blower	Use
Flat nozzles				
<div>NEW Available from Spring 2018!</div> 	4866 701 8301	straight	BGA 56, BGA 100	Makes heavy or wet blowable materials easier to remove because of the high air speed.
	4241 708 6302	curved	BG 56, BG 86, BGE 61, BGE 81	Enables work on large surfaces, spreads the air stream parallel to the ground.
	4606 701 8301	curved	BGA 85	
	4282 708 6340	curved	BR 500, BR 700	
	4282 708 6304	curved	BR 500, BR 700	
Round nozzles				
	4282 708 6360	BR 500-BR 700	For effortless operation due to straight nozzle shape.	
	4244 708 6301	BR 450		
	4282 708 6370	BR 500		
	4282 708 6350	BR 600		
	4282 708 6302	BR 700		

	Order number	Displacement (cm³)	Rated voltage (V)	Power consumption (kW)	Weight (kg)	Sound pressure level ^① (dB(A))	Sound power level ^② (dB(A))	Vibration level right ^③ (m/s²)	STIHL engine (2-MIX/4-MIX [®])	Blowing force (N) ^④	Air speed (m/s) with round nozzle/flat nozzle	
Petrol blowers												
BG 56	4241 011 1734	27.2	–	–	4.1 ^⑤	90	104	7.5	2-MIX	13	60/–	
BG 86	–	27.2	–	–	4.4 ^⑤	90	104	1.9	2-MIX	15	63/74	
BG 86 C-E	4241 011 1724	27.2	–	–	4.4 ^⑤	90	104	1.9	2-MIX	15	63/74	
BR 200	4241 011 1602	27.2	–	–	5.7 ^⑤	96	103	3.0	2-MIX	12	56/–	
BR 450 C-EF	4244 011 1633	63.3	–	–	11.5 ^⑤	102	108	2.5	2-MIX	28	83/–	
BR 700	4282 011 1625	64.8	–	–	10.8 ^⑤	101	109	2.5	4-MIX [®]	35	74/–	
Battery blowers												
BGA 45	4513 011 5904	–	18	–	2.0 ^④	76	87	3.2	–	5	38/–	
BGA 56	4523 011 5900	–	36	–	2.1 ^⑦	79	91	2.5	–	9	45/–	
BGA 56 set with AK 20 + AL 101	4523 011 5914	–	36	–	3.3 ^⑧	79	91	2.5	–	9	45/–	
BGA 85	4853 011 5900	–	36	–	3.2 ^⑦	83	98	2.5	–	10	47/–	
BGA 100	4866 011 5900	–	36	–	2.5 ^⑦	80	90	2.5	–	17 ^⑩	63 ^⑩ /–	
Electric blowers												
BGE 61	4811 011 1511	–	240	1.1	3.0 ^⑨	85	100	1.0	–	9	–/58	
BGE 81	4811 011 1530	–	240	1.4	3.3 ^⑨	89	103	4.1	–	12	–/68	

● As standard
○ Retrofittable (accessory)

E = Easy2Start
F = ElectroStart

① K factor according to Dir. 2006/42/EC = 2.0 dB(A)
② K factor according to Dir. 2006/42/EC = 2 m/s²
③ Combination of air speed and air throughput

④ Without blower attachment/nozzle
⑤ Weight excluding fuel, fully assembled
⑥ Weight including battery

A "C" comfort feature in the product name: Many STIHL tools are standard-fitted with special comfort features, which can be identified by the "C" in the product name, e.g. BR 450 C-EF. The "E" stands for the STIHL Easy2Start, and the "F" for ElectroStart.

Air throughput (m³/h) with round nozzle/flat nozzle	Max. air speed (m/s) with round nozzle/flat nozzle	Max. air throughput (m³/h) ⑦	STIHL anti-vibration system	STIHL ElastoStart	STIHL Easy2Start (E)	STIHL ElectroStart (F)	Round nozzle/flat nozzle	Chest belt/hip belt	Vacuum attachment
700/-	71/-	730	-	○	-	-	●/○	-/-	○
755/620	76/89	810	●	-	-	-	●/●	-/-	○
755/620	76/89	810	●	-	●	-	●/●	-/-	○
680/-	67/-	800	●	-	-	-	●/-	○/-	-
1,090/-	99/-	1,430	●	-	●	●	●/-	○/○	-
1,550/-	88/-	1,860	●	-	-	-	●/○	○/●	-
420/-	44/-	500	-	-	-	-	●/-	-/-	-
600/-	54/-	750	-	-	-	-	●/○	-/-	-
600/-	54/-	750	-	-	-	-	●/○	-/-	-
665/-	56/-	845	-	-	-	-	●/○	-/-	-
840 ⑩/-	75 ⑩/-	1,040	-	-	-	-	●/○	-/-	-
-/485	-/70	670	-	-	-	-	-/●	-/-	-
-/565	-/82	750	-	-	-	-	-/●	-/-	○

⑦ Weight excluding battery

⑧ Weight including battery, excluding charger




⑨ Weight excluding cable

⑩ In boost





Petrol vacuum shredders, electric vacuum shredders and accessories

-  For home and professional users
-  For removing and shredding leaves and cuttings
-  Can also be used as a blower

SH 56 C-E



27.2 cm³, 5.2 kg^①. Ideal for cleaning medium-sized areas. Infinitely variable speed control, round nozzle, 2-MIX engine.

Order No. 4241 011 0924

SHE 81



240 V, 1.4 kW, 4.5 kg^②. For large areas and around the home. Infinitely variable speed control, flat nozzle, blower function.

Order No. 4811 011 0838

SH 86 C-E



27.2 cm³, 5.6 kg^①. Ideal for cleaning large areas. Infinitely variable speed control, round nozzle, flat nozzle, STIHL Easy2Start, STIHL anti-vibration system, 2-MIX engine, HD2 filter.

Order No. 4241 011 0912

For suitable fuels and lubricants, see page 194 onwards.

Dust-reducing collection bag



45 l. For particularly dusty jobs. For SH 56 and SH 86.

Order No. 4229 708 9701

Curved flat nozzle



For SH 56, SH 86 and SHE 81.

Order No. 4241 708 6302

Gutter cleaning set



For clearing dirt and leaves. Approx. 3 m long blower tube, for SH 56, SH 86, SHE 71 and SHE 81.

Order No. 4241 007 1003

Order number		Displacement (cm³)	Rated voltage (V)	Power consumption (kW)	Weight (kg), including accessories	Sound pressure level ^③ (dB(A))	Sound power level ^④ (dB(A))	Vibration level left/right ^⑤ (m/s²)	STIHL engine (2-MIX / 4-MIX [®])	Air throughput (m³/h) in vacuum mode	Collection bag volume (l)	STIHL anti-vibration system	STIHL ElastoStart	STIHL Easy2Start (E)	Round nozzle/flat nozzle	Infinitely variable speed control	Blower function ^⑤	Manual fuel pump
Petrol vacuum shredders																		
SH 56 C-E	4241 011 0911	27.2	—	—	5.2 ^①	94	105	8.5/7.5	2-MIX	710	45	—	—	●	●/●	●	●	●
SH 86 C-E	4241 011 0912	27.2	—	—	5.6 ^①	93	106	2.5/1.9	2-MIX	770	45	●	●	●	●/●	●	●	●
Electric vacuum shredders																		
SHE 81	4811 011 0833	—	240	1.4	4.5 ^②	88	103	5.6/2.6	—	650	45	—	—	—	—/●	●	●	—

● As standard
○ Retrofittable (accessory)

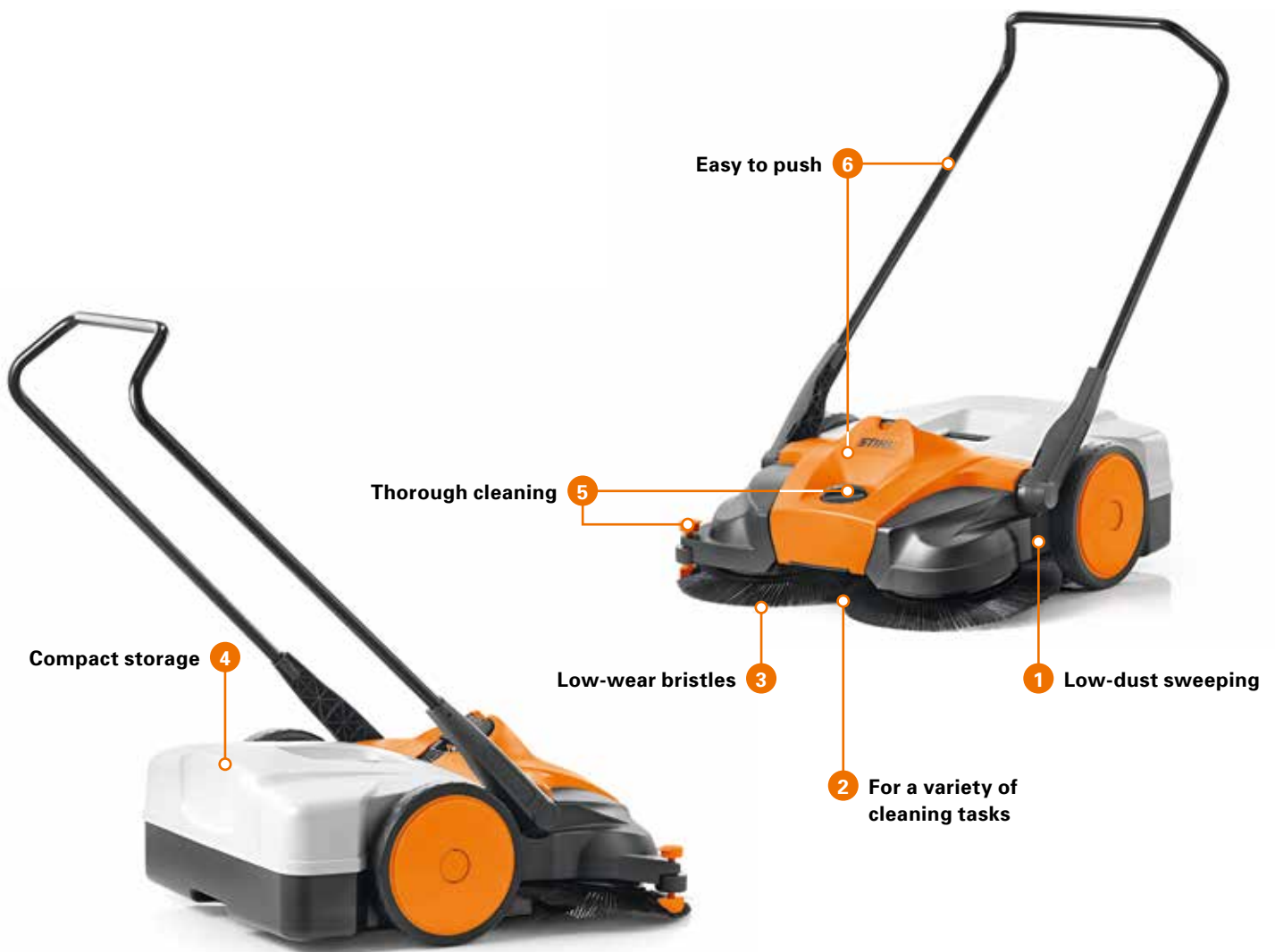
E = Easy2Start

③ K value according to Dir. 2006/42/EC = 2.0 dB(A)

④ K value according to Dir. 2006/42/EC = 2 m/s²

⑤ Vacuum shredder can also be used as a blower





Technology

- 1 Sealing strip and air filter**
All-around sealing strip and two foam filters keep even the finest particles from escaping.
- 2 STIHL MultiClean sweeping system**
This system ensures the sweeping machine can handle all kinds of dirt. Even cans, plastic bottles, heavy and wet debris are no problem. The STIHL MultiClean PLUS with additional power sweep takes care of very fine dust. Debris is brushed up in front of the machine before it can get caught under the tool.
- 3 Long-lasting materials**
The bristles made of low-wear nylon come with a four-year STIHL durability warranty.



Please note that not all products are equipped with the features listed here. Only the most important features are described on this page. For further explanations and information, see page 246 onwards or online at www.stihl.com.au.

Comfort

- 4 Practical waste container**
The impressively tall and spacious container holds a large amount of debris, but takes up very little space. The tool can be stored upright on the container to save space, without any of the contents falling out.
- 5 Central height adjustment and bristle hold-down clamp**
Thanks to the central height adjustment, these sweeping machines can handle virtually any surface. The laterally projecting brushes and bristle hold-down clamp ensure that even areas directly along walls or curbs are a snap to clean.
- 6 Long-life transmission and ergonomic, height-adjustable push bar**
Its low weight, long-running gear mechanism with superb power transmission as well as an ergonomically designed push bar make this sweeping machine easy to push.

Sweeping machines and battery sweeping machine

- For home and professional users
- For cleaning paths, car parks and driveways
- Sweeps coarse, fine, heavy and wet debris
- With the efficient STIHL MultiClean and MultiClean Plus sweeping systems



KG 550



Container capacity 25 l, sweep width 55 cm, 6.0 kg.

For sweeping around the house. STIHL MultiClean sweeping system, 8-level central height adjustment, lateral wheels, suitable for outside use, four-year durability warranty on the low-wear nylon bristles.

Order No. 4860 019 4705

KG 770



Container capacity 50 l, sweep width 77 cm, 13.0 kg.

For low-dust sweeping of large areas both indoors and outdoors. STIHL MultiClean PLUS sweeping system, 8-level central height adjustment, low-dust sweeping process, bristle hold-down clamp, ergonomically shaped 2-fold height adjustment push bar, lateral wheels, transport handle, can be stored upright to save space, four-year durability warranty on the low-wear nylon bristles.

Order No. 4860 019 4706



KGA 770



Battery sweeping machine for large areas both indoors and outdoors. STIHL MultiClean PLUS sweeping system, 8-fold central height adjustment, lateral guide roller, transport handle, stores upright to save space, ergonomically shaped 2-fold height-adjustable push bar. Easy and effortless to push due to the battery operation of the circular brushes and power sweep. This enables thorough cleaning of edges and corners, even when the machine is stationary. The low-wear nylon bristles come with a four-year STIHL durability warranty. Container capacity of 50 l, sweep width of 77 cm. Weight: 16.0 kg^①.

KGA 770 excluding battery and charger

Order No. 4860 011 4703

For suitable lithium-ion batteries and other accessories, see page 8 onwards.

Order number		Container capacity (l)	Sweep width (cm)	Rated voltage (V)	Weight (kg)	Sound pressure level ^② (dB(A))	Sound power level ^② (dB(A))	For areas up to ... (m ²)	Sweeping concept	Central height adjustment	Protective cover for the long-life transmission	All-around sealing + air filter	Bristle hold-down clamp	Ergonomically designed push bar	Battery operation (for circular brushes/power sweep)	Indoor areas: Interlocking paving stones/interlocking paving stones	Outside area: Asphalt/exposed aggregate concrete/interlocking paving stones/cobblestones
Sweeping machines																	
KG 550	4860 019 4705	25	55	—	6.0	—	—	300	MultiClean	●	—	—	—	—/—	—/—	●/●/●/●	●/●/●/●
KG 770	4860 019 4706	50	77	—	13.0	—	—	1,500	MultiClean PLUS	●	●	●	●	●	—/—	●/●	●/●/●/●
Battery sweeping machine																	
KGA 770	4860 011 4703	50	77	36	16.0 ^①	64	80	2,000	MultiClean PLUS	●	●	●	●	●	●/●	●/●	●/●/●/●

② K factor according to Dir. 2006/42/EC = 2.0 dB(A)

③ Price excluding battery and charger

① Weight excluding battery

For retail pricing visit www.stihl.com.au



Technology

- 1 Adjustable pressure/flow control on the machine**
 For direct regulation of the water flow and the working pressure on the pump. Compared to regulation at the trigger (only recommended for temporary pressure regulation), this consumes significantly less power and protects the overall system.
- 2 Low-speed engine and robust brass pump head with ceramic pistons**
 Due to a greater pump displacement, the low-speed engine runs at a lower rpm. This increases the service life of the engine and pump and makes the tool run more quietly. The ceramic pistons reduce wear and tear to a minimum, thereby increasing the life of the pump.

- 3 Automatic switch-off function and delayed engine shut-down**
 In all high-pressure cleaners, the motor automatically switches off as soon as the trigger is released. The cleaner is then in standby mode. If the model also features the delayed engine shut-down, the engine will continue running for 20 seconds after the trigger has been released before going into standby mode. This reduces the frequency with which the tool is switched on and off, which increases the system's service life.



Please note that not all products are equipped with the features listed here. Only the most important features are described on this page. For further explanations and information, see page 246 onwards or online at: www.stihl.com.au.



Compact high-pressure cleaners

- For cleaning jobs around the home and garden and for private car cleaning®
- For cleaning garden furniture, stairways, walkways and terraces.
- Versatile and handy
- Easy to transport and store

RE 88



Only while stocks last!

10–100 bar, 520 l/h, 8.9 kg.
Light and handy entry-level cleaner for occasional use. Rotary and fan jet nozzle, 6 m high-pressure textile braided hose, accessories holder on casing, detergent spray set.

Order No. 4787 012 4504

RE 119



10–125 bar, 500 l/h, 19.2 kg.
Compact cleaner with additional quality features. Additional aluminium transport handle, larger wheel diameter, 8 m steel-reinforced hose, especially comfortable trigger handle, aluminium telescopic handle, fold-out front cover with nozzle storage, quick-release coupling on the high-pressure outlet.

Order No. 4777 012 4503

RE 109



10–110 bar, 440 l/h, 17.7 kg.
A compact cleaner for comfortable operation. Aluminium telescopic handle, fold-out front cover with integrated nozzle storage, rotatable power cable holder, quick-release coupling on the high-pressure outlet, 7 m textile braided high-pressure hose.

Order No. 4776 012 4504

RE 129 PLUS



10–135 bar, 500 l/h, 20.0 kg.
The cleaner with excellent cleaning performance and maximum comfort. High-pressure hose reel with additional wind-up assistance, 9 m steel-reinforced hose, holders for additional accessories such as rotating wash brush and flat textile hose.

Order No. 4778 012 4503



Mid-range high-pressure cleaner

- For commercial use and tough domestic cleaning
- For a variety of uses such as in garages and workshops
- Operating pressure of up to 150 bar for removing even the toughest dirt and grime

RE 163 PLUS



10–120 bar, 650 l/h, 27.6 kg.

The robust high-end cleaner with exceptional comfort. Hose reel with 12 m steel-reinforced high-pressure hose, brass pump head, low-wear, ceramic-coated pistons, pressure/flow control, pressure gauge, detergent tank and metering.




Order No. 4769 012 4504

Accessories relating to this range can be found from page 156 onwards.

① Please observe local regulations regarding the permissibility of vehicle cleaning.



Accessories for high-pressure cleaners RE 88 – RE 163 PLUS

-  For extending the range of possible applications
-  Versatile solutions to make your work easier
-  Accessories for special cleaning applications

Wash brushes



Large area wash brush

280 mm wide. For cleaning delicate surfaces. Integrated rubber lip, high-pressure nozzle, for RE 88 – RE 129 PLUS.

Order No. 4900 500 6000



Cleaning set

For cleaning hard-to-reach areas. Includes fan jet nozzle, large area wash brush and angled nozzle (90°), for RE 88 – RE 129 PLUS.

Order No. 4900 500 6100



Rotating wash brush

160 mm diameter. Rotating inner brush, adjustable working angle, for RE 88 – RE 129 PLUS®.

Order No. 4900 500 5900

Rotary wash brush

Adjustable rotatory wash brush for quick and easy removal of dirt from flat surfaces, for RE 163 PLUS

Order No. 4925 500 5900



Surface cleaner



RA 82

For quick and splash-free cleaning of large horizontal surfaces, for RE 88 – RE 129 PLUS.

Order No. 4900 500 3903



RA 101

For quick and splash-free cleaning of large horizontal and vertical surfaces. Including spray lance extension, for RE 88 – RE 129 PLUS.

Order No. 4900 500 3902

Spray lances



Angled

470 mm with nozzle. For cleaning hard-to-reach areas. Reduced pressure for delicate surfaces, for RE 88 – RE 129 PLUS®.

Order No. 4900 500 1902



Long, angled

1,080 mm with nozzle. For cleaning hard-to-reach areas. for RE 88 – RE 129 PLUS.

Order No. 4900 500 1903

Flat textile hose with holder



12 m long. Low-pressure hose including holder, can be easily rolled and unrolled. For space-saving storage directly on the tool, for RE 88–RE 163 PLUS^②.

Order No. 4900 500 8600

High-pressure hose extensions^③




For more range. With quick-release coupling.

9 m, steel-reinforced for for RE 109 – RE 129 PLUS
Order No. 4915 500 0836

10 m, steel-reinforced for for RE 108 – RE 128 PLUS
Order No. 4900 500 8212

Spray lances



Straight, without nozzle^④. With quick-release coupling. For RE 163 PLUS.

Length 1,070 mm
Order No. 4925 500 0962

Length 1,800 mm
Order No. 4925 500 0963

Length 2,500 mm
Order No. 4925 500 0964

Water filter

Protects the pump against dirt from the water supply. $\frac{3}{4}$ " attachment.



Standard filter

For RE 88 – RE 163 PLUS.
Order No. 4900 500 5402



Professional filter

For RE 163 PLUS.
Order No. 4900 500 5401

Foam nozzle



Powerful cleaning effect due to foam that adheres to the surface for a long time. Spray jet that can be adjusted vertically or horizontally, adjustable spray angle, dosage button for cleaning agent concentration, 1-litre bottle with large filler opening.

For RE 88–RE 129 PLUS.
Order No. 4915 500 9600
For RE 163 PLUS
Order No. 4925 500 9600

Pipe cleaning set



15 m long. Also suitable for smaller diameter pipes. With nozzle, for RE 88 – RE 163 PLUS.

Order No. 4900 500 8000

Spray lances with rotary nozzle



Straight version. For attacking particularly stubborn dirt, rapidly rotating pencil jet for large areas, quick-release coupling. For RE 163 PLUS.

Order No. 4925 500 8304

Spray lance extension



410 mm long. For RE 88 – RE 129 PLUS for models built since 2007.

Order No. 4900 500 0303

Suction set



3 m long. For low-pressure water supply from rain water tanks and cisterns. It is recommended that a water filter is fitted, for RE 88 – RE 163 PLUS.

Order No. 4900 500 0500

Wet sandblasting device



For cleaning brickwork and metal parts. For RE 88 – RE 163 PLUS.

Order No. 4900 500 1801

High-pressure hose coupling



For connecting high-pressure hoses. For RE 163 PLUS.

M24 x 1.5
Order No. 4925 503 0800

① Recommended for RE 88, RE 109, RE 119 and RE 129 PLUS:
Use in combination with the spray lance extension (Order No. 4900 500 0303)
② Recommended for RE 109 and RE 119: When used in combination with the hose attachment (Order No. 4900 501 2001) the flat hose with holder can be stored directly on the cleaner. Max. water supply temperature = 20°C

③ High-pressure hose extension cannot be rolled up on a hose reel

④ Use of a nozzle protector is recommended



Cleaning agents and maintenance products for high-pressure cleaners

- Designed specifically for use with STIHL high-pressure cleaners
- The right cleaning agent for every job
- Blasting granulate for the toughest dirt and grime

Auto & Outdoor Cleaner / Degreaser



For heavy duty cleaning of wheels, heavy equipment, engines, parts & tools, floors, driveways and more.

Spray bottle, 750 ml ready to use

Order No. 7004 871 0446

4 l concentrate

Order No. 7004 871 0449

Auto Wash & Wax



Foam premium vehicle wash for cars, bikes, trucks and boats. Quickly removes soils, road grime and bugs.

1 l

Order No. 7004 871 0447

4 l

Order No. 7004 871 0448

Order number

Operating pressure (bar)

Max. pressure (bar)①

Max. water throughput (l/h)

Max. water supply temperature (°C)

High-pressure cleaners, compact range①

RE 88	4787 012 4504	10–100	120	520	40
RE 109	4776 012 4504	10–110	120	440	40
RE 119	4777 012 4503	10–125	140	500	60
RE 129 PLUS	4778 012 4503	10–135	150	500	60

High-pressure cleaners, mid range①

RE 163 PLUS	4769 012 4504	10–120	160	650	60③
--------------------	----------------------	--------	-----	-----	-----

- As standard
- Retrofittable (accessory)

- ① Max. permissible system pressure
- ② K factor according to Dir. 2006/42/EC = 2.0 dB(A)
- ③ K factor according to Dir. 2006/42/EC = 2 m/s² with fan jet nozzle

For retail pricing visit www.stihl.com.au

Hand Wash Gel



Waterless gel, perfect for use in workshops, garages and at home.

Heavy duty hand cleaner,
500 gm

Order No. 7004 871 0445



8

	Weight, ready for operation (kg)	Power consumption (kW)	Sound pressure level ^② (dB(A))	Sound power level ^② (dB(A))	Vibration level ^③ (m/s ²)	Power cable length (m)	Mains voltage (V/phases/Hz)	Engine speed (rpm)	Cleaning agent spray set / cleaning agent tank / external cleaning agent injector	Transparent detergent tank (l)	Detergent measuring system	High-pressure hose (length in m), steel-reinforced	Aluminium pump head/brass pump head / ceramic pistons	Adjustable pressure / flow control on the machine / trigger	Pressure gauge	Aluminium telescopic handle	Aluminium transport handle	Folding hood for nozzle storage	Bracket for flat textile hose / textile hose with holder	Quick-release coupling on the lance	Integrated high-pressure hose reel	Anti-twist coupling on the lance	Rotary nozzle / 2nd Spray lance with rotary nozzle
	8.9	1.7	78.0	90.5	< 2.5	5	240/1~/50	18,000	●/-/-	0.5	-	6 ^⑦	●/-/-	-/-	-	-	-	-	-	-	●	●/-	
	17.7	1.7	68.3	81.1	< 2.5	5	240/1~/50	2,800	●/-/-	0.5	-	7 ^⑦	●/-/-	-/-	-	●	-	●	○/○	●	-	●	●/-
	19.2	2.1	67.0	79.8	< 2.5	5	240/1~/50	2,800	●/-/-	0.5	-	8	●/-/-	-/-	-	●	●	●	○/○	●	-	●	●/-
	20.0	2.3	70.7	83.5	< 2.5	5	240/1~/50	2,800	●/-/-	0.5	-	9	●/-/-	-/-	-	●	●	●	●/○	-	●	●	●/-
	27.6	2.4 ^⑥	79.7	92.8	< 2.5	5	240/1~/50	2,800	-/●/●	2	●	12	-/●/●	●/-	●	●	●	●	-	-	●	●	-

④ Please comply with local waste water regulations when using STIHL high-pressure cleaners

⑤ With flat textile hose attached max. water intake temperature = 20°C

⑥ The electrical installation on-site must have the necessary power capacity

⑦ Textile mesh

⑧ Front/rear grip position

* While stocks last



Technology

1 Delayed shutdown

Due to the automatic switch-on function, the vacuum continues to run for a short time after shutdown, so that residual dirt is vacuumed up and the hose is completely emptied.

2 Multiple filter system

Thanks to the multiple filter system, both coarse and fine dust is filtered effectively. The filter element is washable, hygienic, economical and eco-friendly.



Please note that not all products are equipped with the features listed here. Only the most important features are described on this page. For further explanations and information, see page 246 onwards or online at: www.stihl.com.au.

Comfort

3 Integrated accessories box

With vacuum hose and power cable holder. For easy storage of accessories on the machine.

4 Automatic switch-on function/power outlet (E)

Electric power tools can be plugged into a socket on the vacuum cleaner. The vacuum cleaner is then automatically switched on and off in line with the operation of the power tool.

5 Filter cleaning

Optimum performance at all times through simple and quick cleaning of the filter element.

6 Speed control

For progressive adjustment of suction capacity on the machine.



Wet and dry vacuum cleaners

- For cleaning companies, industrial use and professional applications in workshops.
- All-purpose, for wet and dry dirt
- Comprehensive range of high-quality accessories

SE 62



1.4 kW, 210 mbar, 3,600 l/min. For getting rid of dust, dirt and liquids indoors and outdoors. Wet and dry vacuuming options, blower function by moving the suction tube to the exhaust port, multiple filter system, filter cleaning, switchable floor nozzle, universal nozzle, crevice nozzle.

Order No. 4784 012 4405

SE 122



1.5 kW, 250 mbar, 3,700 l/min. With multiple filter system, integrated accessories box and suction tube holder. Wet and dry vacuuming options, filter cleaning, filter element/bag, castors with locking brakes, stainless steel handle with quick-release coupling.

Order No. 4774 012 4401

Accessories relating to this range can be found from page 163 onwards.

E = Automatic switch-on function/power outlet

For retail pricing visit www.stihl.com.au



**Dust
class M**

SE 133 ME



NEW

Available from
Autumn 2018!



1.4 kW, 250 mbar, 4,500 l/min. Full wet and dry vacuum cleaners with automatic switch-on function in Dust class M. Automatic filter cleaning without loss of suction power, automatic volume flow monitoring, infinitely variable speed control, with adapter plates for carrying tool boxes, anti-static accessories also for extraction on battery-powered electric power tools.

Order No. 4786 012 4432

For retail pricing visit www.stihl.com.au

E = Automatic switch-on function/power outlet

M = Dust class





Certified wet and dry vacuum cleaners



Wet and dry vacuum cleaners are essential for cleanliness in the construction business and workshops



Accessories for wet and dry vacuum cleaners

-  For a whole range of different applications
-  Nozzles for different applications
-  Extension tubes and adapters
-  Vacuum hoses

Filter bags



5-piece pack. Strong, tear-resistant material.

For SE 62

Order No. 4901 500 9004


With dust seal for SE 122

Order No. 4901 500 9007

NEW With dust seal for SE 133 ME.

Order No. 4901 500 9009

Waste bag



NEW

Available from Autumn 2018!

For easy, dust-free disposal. 5 units per pack, plastic, for SE 133 ME

Order No. 4901 903 4900

Car set



For cleaning different surfaces inside cars. Crevice nozzle (300 mm), dusting brush, brush nozzle and rubber nozzle, for SE 62–SE 133 ME

Order No. 4901 500 9500

Filter elements



For upgrade or replacement.

Strong paper for SE 62–SE 122

Order No. 4709 703 5900

Durable, washable PET liner, ideal for wet vacuum operation for SE 62–SE 122

Order No. 4742 703 5900

Filter elements



For regular or prolonged periods of wet vacuum operation. Stainless steel, for SE 62–SE 122

Order No. 4901 501 0900



NEW

Available from Autumn 2018!

PTFE flat-fold filter, Dust class M, washable, for SE 133 ME.

Order No. 4786 703 5902

Heavy duty wet filters (not pictured)

For SE 61–SE 62

Order No. 7004 871 0101

For SE 122

Order No. 7004 871 4724

Wet vacuuming set



For cleaning up liquids. Wet vacuum floor nozzle, angled rubber nozzle, stainless steel filter element, for SE 62–SE 122

Order No. 4901 500 9400

Loading cloth



Replaces the filter bags to allow bagless vacuuming. Ideal for fine dust and long working periods.

For SE 122

Order No. 4774 703 5900

Coarse dirt set



For cleaning up coarse dirt and debris. Coarse dirt nozzle, extension tubes (2 \diamond 500 mm), connectors (2 \diamond), vacuum hose 1.75 m long, 50 mm diameter, for SE 122–SE 133 ME.

Order No. 4901 500 9300

Nozzles for cleaning floors (attachment diameter 36 mm)



Combination floor nozzle
270 mm wide. With foot-operated switch for smooth surfaces and carpets, for SE 62–SE 122

Order No. 4900 500 2503



Aluminium floor nozzle
330 mm wide. For dry vacuuming. Removable brush insert, for SE 62–SE 133 ME.

Order No. 4901 500 2700



Wet vacuuming nozzle
300 mm wide. For wet vacuuming, for SE 62–SE 133 ME.

Order No. 4901 500 7200

Nozzles for cleaning floors (attachment diameter 36 mm)



Universal floor nozzle
400 mm wide. For wet and dry vacuuming. Height-adjustable, for SE 62–SE 133 ME.

Order No. 4901 500 2705



Large area floor nozzle
450 mm wide. For large areas. Aluminium, adjustable height, with replaceable insert.

With brush insert
for SE 62–SE 133 ME

Order No. 4901 500 2710

With rubber lip element
for wet vacuuming for
SE 62–SE 133 ME

Order No. 4901 500 2711

Suction nozzles (attachment diameter 36 mm)



Universal suction nozzle
115 mm wide. Plastic, with lint brush e.g. for car seats, for SE 62–SE 133 ME.

Order No. 4901 502 2300



Universal suction nozzle
For SE 62–SE 122

Order No. 4901 502 2310



Coarse dirt nozzle^①
For SE 62–SE 122

Order No. 4901 502 2705

Suction nozzles (attachment diameter 36 mm)



Angled rubber nozzle
185 mm long. For vacuuming delicate surfaces, SE 62–SE 133 ME.

Order No. 4901 502 2400



Crevice nozzle
300 mm long. For cleaning hard-to-reach areas. Plastic, for SE 62–SE 133 ME.

Order No. 4901 502 2200



Crevice nozzle
920 mm long. For cleaning boilers or ovens. Metal, for SE 62–SE 133 ME.

Order No. 4901 502 2201

Brush nozzles (attachment diameter 36 mm)



Dusting brush
70 mm wide. E.g. for computer keyboards. Can be rotated, with nylon bristles, for SE 62–SE 133 ME.

Order No. 4901 502 2900



Brush nozzle
230 mm long. For cleaning delicate objects, e.g. upholstered furniture, for SE 62–SE 133 ME.

Order No. 4901 502 2600



Radiator suction nozzle
For cleaning radiators and blinds. Crevice nozzle with special brush insert, for SE 62–SE 133 ME.

Order No. 4901 500 2600

Order number		Max. power consumption P_{max} (kW)		Max. vacuum (mbar)		Volume flow (l/min)		Weight, ready for operation (kg)	
--------------	--	---------------------------------------	--	--------------------	--	---------------------	--	----------------------------------	--

Wet and dry vacuum cleaners

SE 62	4784 012 4400	1.4	210	3,600	7.5	
SE 122	4774 012 4400	1.5	250	3,700	12.1	

Certified wet and dry vacuum cleaners

SE 133 ME	NEW 4786 012 4432	1.4	250	4,500	16.0	
-----------	-------------------	-----	-----	-------	------	--

● As standard

E = Automatic switch-on function/power outlet

M = Dust Class

Extension tube



Attachment diameter 36 mm.

1 unit, stainless steel, 500 mm in length, for SE 62–SE 133 ME

Order No. 4901 503 1601

2 units, aluminium, 500 mm in length, for SE 62–SE 133 ME
Order No. 4901 503 1610

Handles



Vac hose handle for SE 62

Order No. 4901 502 3015



Handle with connector for SE 122

Order No. 4901 500 4702

Vacuum hoses



With adapter for electric power tools. Diameter 27 mm x 3.5 m, for SE 62

Order No. 4901 500 0520



With adapter for power tools. Diameter 32 mm x 3.5 m, for SE 62

Order No. 4901 500 0519

Vacuum hoses



Diameter 36 mm x 3.0 m, for SE 122–SE 133 ME

Order No. 4901 500 0504

Diameter 27 mm x 3.5 m, for SE 122–SE 133 ME

Order No. 4901 500 0503

Hose / wand connector



Ø 50/27 mm

Order No. 4901 503 1501

Ø 50/32 mm

Order No. 4901 503 1505

Ø 50/36 mm

Order No. 4901 503 1500

Ø 50/50 mm

Order No. 4901 503 1504

Adapter for power tools

For directly connecting electric power tools with vacuum capability to the vacuum hose.



Diameter 32 mm. Suction power control, for SE 62

Order No. 4901 503 1509

Diameter 36 mm, for SE 133 ME

Order No. 4901 500 7301

Connector



Ø 50/50 mm

Order No. 4901 503 1200

Sound pressure level ^② (dB(A))	Mains voltage (V/phases/Hz)	Container volume (l)	Suction hose length (m)	Hose diameter (mm)	Wet/dry vacuuming options	Automatic switch-on function/power outlet (E)	Multiple filter system	Filter cleaning automatic/manual	Paper/liner filter element	Liner filter bag	Handle with quick-release coupling	Plastic/stainless steel vacuum attachment	Switchable floor nozzle	Universal nozzle, crevice nozzle	Adapter for power tools	Speed control	Soft start-up	Delayed shutdown
70.9	240/1~/50	20	2.5	32	●	–	●	–/●	●/–	●	●	●/–	●	●	–	–	–	–
65.1	240/1~/50	30	3.0	36	●	–	●	–/●	–/●	●	●	–/●	●	●	–	–	–	–
68.0	220–240/1~/50–60	42	5.0	32	●	●	●	●/–	–/●	●	●	–/●	●	●	●	●	●	●

② K factor according to Dir. 2006/42/EC = 2.0 dB(A)



Difficult terrain... well mastered.

Wherever you do your work, our mistblowers and sprayers are the right choice. Their ergonomic design enables you to save your energy – particularly on difficult terrain. What's more, the significant range offered by these tools means they can also be used to treat larger areas.



Mistblowers and accessories

169

» Overview

170

Sprayers and accessories

171

» Overview

173



Technology

1 2-in-1 conversion mechanism

The universal SR 450 can be switched easily from spraying to dusting at the turn of a handle. No need for a separate conversion kit or specialist technical skills.



Please note that not all products are equipped with the features listed here. Only the most important features are described on this page. For further explanations and information, see page 246 onwards or online at: www.stihl.com.au.

Comfort

2 Tank with large filler opening

Due to the large filler opening, the container can be filled quickly and cleanly. The inside of the container is easily accessible, making it simple to clean.

3 Metering system with easy metering lever

The large metering lever on the SR 450 for dusting or spraying granules is just below the control handle. In just a few seconds, you can switch the flow of powder on and off and set the exact amount in precise intermediate stages.

4 One-handed multi-function handle

The engine controls and the valve for the sprayer element are on the control handle. In addition to the engine controls, you can switch the sprayer element on and off quickly and effortlessly with one hand.



Mistblowers and accessories

- For use on farms, orchards and vineyards
- For spreading liquids, granules and seeds
- Ergonomic and less tiring
- Perfect for use on tall-growing plants

SR 450




63.3 cm³, 14 l, 12.8 kg^①. Fitted with a quick 2-in-1 conversion mechanism for dusting and spraying granules. Easy and precise dust metering.

Order No. 4244 011 2644

For suitable fuels and lubricants, see page 194 onwards.

^① Weight excluding fuel, fully assembled



Pressure pump attachment set

Increases the application rate while spraying upwards. Ideal for efficiently spraying medium to high trees. Mixes the liquid in the tank.

For SR 450
Order No. 4244 007 1004



ULV nozzle set

For spreading small amounts of liquid.

For SR 450
Order No. 4244 007 1002

STIHL professional tip:

The sprayer is ideal for treating field crops such as young plants, seedlings, vegetables, ornamental plants, low shrubs and small trees. It enables precise distribution of the liquid and ensures that neighbouring plants are not affected. Vertical crops such as high vegetables, grape vines, shrubs and trees are treated using a mistblower. The petrol engine turns the blower wheel and generates a flow of air that blows the leaves around. The liquid is dispensed in the air flow. In this way, the agent also affixes itself to the undersides of the leaves.



Hip belt

Distributes the weight across the hips and shoulders and therefore ensures heightened user-comfort. For SR 450.

Order No. 4203 710 9100

Mistblowers ⑤														
Order number	Displacement (cm³)	Container capacity (l)	Weight (kg)①	Sound pressure level② (dB(A))	Sound power level② (dB(A))	Vibration level③ (m/s²)	STIHL engine (2-MIX/4-MIX®)	Max. air throughput (m³/h)④	Max. horizontal range (m)	STIHL anti-vibration system	STIHL ElastoStart	Long-life air filter system	Dusting function	One-handed multi-function handle
SR 450	4244 011 2644	63.3	14	12.8	102	109	1.9	2-MIX	1,300	14.5	●	●	●	●

● As standard ① Weight excluding fuel, fully assembled ③ K factor according to Dir. 2006/42/EC = 2 m/s² ⑤ All local regulations must be followed when using mistblowers
② K factor according to Dir. 2006/42/EC = 2.0 dB(A) ④ Excluding blower attachment



Sprayers and accessories

- For use around the house and garden and for mid-sized crops
- For treating individual plants and precisely distributing liquid pesticides and fertilisers
- Perfect for use in fields and wide spaces

SG 11 PLUS



Hand sprayer with adjustable nozzle for distributing cleaning agents and solvents. 1.5 l filling volume, 3 bar maximum pressure, EPDM seals for cleaning agents and solvents in the pH range 7 – 14. The pump is fitted with a special protective element that ensures a long service life.

Order No. 4255 019 4912

SG 21



3.0 l, 1.2 kg[®]. Hand-held sprayer, particularly easy to manoeuvre, for use on balconies and in gardens. Comfortable transport thanks to harness. With hollow cone nozzle as standard.

Order No. 4255 019 4921

SG 31



5.0 l, 1.8 kg[®]. Manual sprayer for occasional users. Easy handling due to large filler opening, ergonomic shut-off valve and telescopic tube. With hollow cone and fan jet nozzle as standard.

Order No. 4255 019 4930

SG 51



12.0 l, 4.5 kg[®]. Backpack sprayer for occasional and professional users. Increased user comfort with option to mount pump lever on either side, as well as width and length adjustment. Robust design for long service life, even when used professionally.

Order No. 4255 019 4950


















SG 71










18.0 l, 4.8 kg[®]. Backpack sprayer for professional users. Increased user comfort thanks to pump lever mounted on the right or left and length adjustment. High-quality straps and moulded back panel, making it very comfortable to wear. Ergonomic shutoff valve with pressure gauge.

Order No. 4255 019 4970

Mistblowers and sprayers

	Order number	Suitable for sprayers	Spraying angle/spray pattern ①	Material	Optimal spraying pressure (bars)	Use
Accessories for sprayers						
Extension tube 	4255 500 0301	SG 11 (Length 20 cm)		Plastic	—	Extension tube for SG 11, equipped with fan jet nozzle. For treating plants that are difficult to access like thorn bushes and roses.
Extension tube 	4255 500 0300	SG 21, SG 31, SG 51, SG 71 (length: 50 cm)	—	Brass	—	For exact treatment from greater distances, for example of trees and shrubs.
Telescopic tubes 	4255 500 0900	SG 51, SG 71 (Length 52–90 cm)	—	Plastic	—	Can be continuously extended to increase the spray range to up to 90 cm.
	4255 500 2101	SG 31, SG 51, SG 71 (Length 159–300 cm)	—	Brass	—	Can be continuously extended to increase the spray range to up to 300 cm.
Spray guard 	4255 500 5800	SG 21, SG 31, SG 51, SG 71	80° 	Plastic	—	Minimises the wind contact area and therefore reduces spray drift. Prevents the spray from coming into contact with nearby plants.
Fork nozzle 	4255 500 8500	SG 51, SG 71	85° 	Plastic	2.0	Ideal for treating large surfaces or two flower beds at the same time, nozzle direction can be individually adjusted.
Pressure valves 	4255 500 7400	SG 31, SG 51, SG 71 Yellow	—	Plastic	1.0	Keeps the pressure constant (depending on version) with a deviation of ± 10%. The constant pressure reduces fluctuations in the application rate, making your work more effective.
	4255 500 7401	SG 31, SG 51, SG 71 Red			1.5	
	4255 500 7402	SG 31, SG 51, SG 71 Blue			2.0	
Nozzle set 	4255 007 1000	SG 11, SG 21, SG 51, SG 71	80°  85° 	Plastic	—	Includes two fan jet nozzles for treating large areas and two hollow cone nozzles for spraying individual plants. (For mounting on SG 51 and SG 71, a nozzle holder is needed.)
Wide brass spray bars 	4255 500 9702	SG 51, SG 71 (Length 100 cm)	80° 	Brass	2.0	Wide spray bars with three fan jet nozzles for spreading pesticides over large areas. Get your work done more quickly with a larger working width.
Fan jet nozzle 80-04 	4255 502 1700	SG 21, SG 31, SG 51, SG 71	80° 	Brass	2.0	Fan jet nozzle with large calibre for application across a large area. Highly suitable for coarse-droplet weed killing. (For mounting on SG 51 and SG 71, a nozzle holder is needed.)
Fine filter 100 M for shut-off valve 	4255 502 0701	SG 31, SG 51, SG 71	—	Plastic	—	Fine filter for the shut-off valve. Low throughput prevents blocking of nozzles.

① More information is available in the glossary on page 254

	Order number	Suitable for sprayers	Spraying angle/spray pattern ①	Material	Optimal spraying pressure (bars)	Use
Accessories for sprayers						
Adjustable nozzle 	4255 700 6302	SG 21, SG 31, SG 51, SG 71		Brass	2.0	With the adjustable brass nozzle, the spray pattern can be adjusted from hollow cone to full jet. For an optimal spray result even under varying conditions or in different applications.
Fan jet nozzle 65-0025 	4255 502 1701	SG 21, SG 51, SG 71		Brass	2.0	Fan jet nozzle with small calibre and low throughput for very fine and targeted spray distribution. (For mounting on SG 51 and SG 71, a nozzle holder is needed.)
Hollow cone nozzle 2.5 mm 	4255 700 6303	SG 21, SG 51, SG 71		Brass	2.0	Special nozzle with large calibre for high throughput amounts. Especially ideal for liming.
Nozzle holder 	4255 500 2800	SG 11, SG 11 PLUS SG 21, SG 31, SG 51, SG 71	—	Plastic	—	Necessary for mounting the fan jet nozzle onto the equipment.

	Order number	Container capacity (l)	Weight (kg) ②	Pressure gauge
Sprayers ③				
SG 11 PLUS	4255 019 4912	1.5	0.46	—
SG 21	4255 019 4921	3.0	1.2	—
SG 31	4255 019 4930	5.0	1.8	—
SG 51	4255 019 4950	12.0	4.5	●
SG 71	4255 019 4970	18.0	4.8	●

● As standard

② Excluding content

③ All local regulations must be followed when using sprayers



Ideal for cleaning agents

SG 11 PLUS

The special sprayer for spreading cleaning agents and solvents.

>> More on page 200



Concrete cutters, cut-off machines and earth augers

**Major
projects...
tackled
together.**



Whether it's steel, concrete, iron or masonry, our tools will provide you with powerful support in your building work. The cut-off machine for general cutting work, concrete cutter for precise cuts in corners, and our earth augers for a huge variety of drilling tasks.

Concrete cutter and accessories	177
» Overview	178
Cut-off machines	180
Petrol cut-off machines and battery cut-off machines	180
Accessories for cut-off machines	183
» Overview of cut-off machines	184
Abrasive cutting wheels	185
Earth augers and accessories	189
» Overview	191
Hand-held drills and accessories » Overview	192



Technology

- 1 Long-life air filter system**
The long-life air filter system with HD2 filter and additional filter even keeps fine dust away from the engine – for a particularly long service life. Thanks to the special material, the filter can be washed, for example with STIHL Varioclean and warm water.
- 2 STIHL 2-MIX engine**
The STIHL 2-MIX engine is both powerful and economical. Separating the exhaust emissions from the unburnt gas minimises flushing losses, and therefore increases the power output while reducing consumption.
- 3 Diamond concrete cutter chains**
The STIHL concrete cutter chains for wet cutting of stone are equipped with LowStretch technology. The diamond segments are pre-sharpened and perform perfectly from the very first cut. The structure of the chain, with humped drive links, ensures quiet, low-vibration operation.
- 4 Guide bars with water supply**
The guide bars are fitted with water channels that wash and cool the chain, the groove in the guide bar and the sprocket nose. This ensures the long service life of the bar and chain, while also minimising the production of dust.

Comfort

- 5 Side-mounted chain tensioning**
Side-mounted chain tensioning makes it easy to tension the chain safely.
- 6 Water connection with tap**
With the quick-release coupling, the device can easily be connected to the water supply. Using the dosing tap, you can conveniently set the water quantity for suppressing dust as well as for cooling and cleaning the chain.



This symbol stands for LowStretch technology. A special hard coating protects the rivets and drive links from wear. This reduces chain elongation.



This symbol stands for wet cutting and marks the use of water while cutting. The water suppresses the creation of dust and helps to cool and lubricate the tool.



Please note that not all products are equipped with the features listed here. Only the most important features are described on this page. For further explanations and information, see page 246 onwards or online at: www.stihl.com.au.



Concrete cutter and accessories

- For professional construction workers
- For wet cutting concrete, stone and masonry
- For cutting pipes
- Ideal for cutting out corners in wall openings
- Perfectly complements the cut-off machine

GS 461



76.5 cm³, 4.3 kW/5.8 hp, 7.6 kg^①. Handles like a chainsaw, with the power of a cut-off machine. Side-mounted chain tensioning, STIHL anti-vibration system, water connection, decompression valve, STIHL ElastoStart, wear-resistant starter cord, HD2 filter, tank with bayonet fuel cap for upright refuelling, 2-MIX engine.

Bar length ^②	Order No.
40 cm / 16"	4252 200 0002

STIHL professional tip:



The concrete cutter perfectly complements the classic cut-off machine. It's ideal for precisely cutting corners, for example. First, the corners are pre-cut (pierced) using the concrete cutter and then the long, straight cuts are carried out using the cut-off machine. When using both tools, even larger openings can be cut efficiently and precisely. Also, the resulting cut-outs can be incredibly heavy, so they should first be measured and, if required, divided into several pieces.

For suitable fuels and lubricants, see page 194 onwards.

① Weight excluding fuel, guide bar and diamond concrete cutter chain
 ② The actual bar length is shorter than the stated bar length

36 GBE diamond concrete cutter chain^①



Entry-level chain for quick, quiet and low-vibration wet cutting. Especially suitable for abrasive building material such as brick and lime sand brick, pre-sharpened diamond segments, with LowStretch technology.

Bar length ^②	Order No.
30 cm / 12"	3211 000 0054
40 cm / 16"	3211 000 0064

Rollomatic G guide bar



With water channels in guide bar and sprocket nose. Especially developed for the GS 461, the bar has two holes for extending the tensioning range, hardened chain track.

Bar length ^②	Order No.
30 cm / 12"	3006 000 1205
40 cm / 16"	3006 000 1213

36 GBM diamond concrete cutter chain^①



For quick, smooth and low-vibration wet cutting through concrete and hard stone. Limited suitability for cutting brick and ductile cast iron pipes. Pre-sharpened diamond segments, with LowStretch technology.

Bar length ^②	Order No.
30 cm / 12"	3210 000 0054
40 cm / 16"	3210 000 0064

Guide claw



Guide and support when cutting through concrete and brickwork. Made of hardened, galvanized steel, for GS 461.

Order No. 4252 660 0900

Order number	Bar length (cm / Inch) ^②	Displacement (cm ³)	Power output (kW/hp)	Weight (kg) ^③	Sound pressure level ^④ (dB(A))	Sound power level ^④ (dB(A))	Vibration level left/right ^⑤ (m/s ²)	STIHL engine (2-MIX/4-MIX [®])	Saw chain pitch	STIHL diamond concrete cutter chain	Side-mounted chain tensioning	Decompression valve	STIHL anti-vibration system	STIHL ElastoStart	HD2 filter	Tool-free fuel cap	Water connection	Wear-resistant starter cord
Concrete cutters																		
GS 461	4252 200 0002	40 / 16	76.5	4.3/5.8	7.6	105	115	4.5/4.0	2-MIX	3/8"	GBM	●	●	●	●	●	●	●

● As standard

③ Weight excluding fuel, guide bar or diamond concrete cutter chain

④ K factor according to Dir. 2006/42/EC = 2.0 dB(A)

⑤ K factor according to Dir. 2006/42/EC = 2 m/s²



Technology

- 1 STIHL Injection (i)**
The electronically controlled fuel injection ensures smooth-running at all times and reduces fuel consumption in comparison to tools without injection technology.
- 2 Electronic water control**
The water supply switches on and off automatically. Easy use of water supply metering via simple buttons.
- 3 Long-life air filter system with cyclone air routing**
The filter has a service life of up to one year (depending on the operating conditions) and requires no regular cleaning.



Please note that not all products are equipped with the features listed here. Only the most important features are described on this page. For further explanations and information, see page 246 onwards or online at: www.stihl.com.au.

Comfort

- 4 STIHL anti-vibration system**
Buffer and spring elements reduce the transmission of engine vibrations to the operator's arms and hands, making the tool comfortable to use.
- 5 Water connection**
The quick-release coupling is easy to attach. The water is routed to the abrasive cutting wheel for cleaning and dust suppression during wet cutting.
- 6 Tool-free fuel cap**
Special caps allow you to open and close the fuel cap quickly, easily and without tools
- 7 Magnesium guard**
The cutting wheel guard made of die-cast magnesium is particularly light. The guard and water supply feature an ergonomic design.



TS 420



66.7 cm³, 3.2 kW/4.4 hp, 9.7 kgⁱ. An all-purpose cut-off machine for use above and below ground. With 350 mm abrasive cutting wheels to cut up to 125 mm deep. The STIHL anti-vibration system guarantees the cut-off machine cuts well. Long-life air filter system, strength-saving start-up process thanks to the decompression valve, economical 2-MIX engine.

Order No. 4238 011 2814

Petrol cut-off machines and battery cut-off machines

- Hand-held tools
- For building construction, civil engineering and road construction, renters of construction equipment, and professionals in horticulture and landscaping
- Petrol-powered tools for cutting concrete, stone, asphalt, structural steel and pipes
- Battery power tools for cutting flooring panels, tiles, bricks and reinforcement mats

STIHL professional tip:



The guard in the TS 440 can be adjusted in such a way that the cutting wheel is accessible from the top. This makes cut guidance significantly easier when cutting through pipes, particularly in the lower sections and in corners, as well as cutting into walls. The STIHL QuickStop cutting wheel brake supports you in the process. When the wheel guard is open and if there is sufficient resistance, the cutting wheel is stopped in a fraction of a second, triggered by a sensor.

For suitable abrasive cutting wheels, see page 185 onwards.

For suitable fuels and lubricants, see page 194 onwards.

TS 440



NEW

Available from
Autumn 2018!

**WORLD
FIRST**
cut-off machine
with STIHL
Quickstop
wheel brake

66.7 cm³, 3.2 kW/4.4 hp, 11.1 kg^①. Cut-off machine with extended guard protection and the unprecedented STIHL QuickStop cutting wheel brake. For 350 mm abrasive cutting wheels. This guard opens very close to the rear, making it an efficient tool for cutting pipes, and for use in areas that are difficult to access. Equipped with electronic water control, long-life filter system and economical 2-MIX engine.

Order No. 4238 011 2829

Available from selected authorised dealers only

TS 500i



72.2 cm³, 3.9 kW/5.3 hp, 10.2 kg^①. An all-purpose cut-off machine with STIHL injection. For 350 mm abrasive cutting wheels. The electronically controlled fuel injection guarantees perfect running performance. With just one start position, the machine is particularly easy to start. Electronic water control for easy water supply metering. Together with the STIHL anti-vibration system, which ensures especially low vibration levels, the tool helps you to achieve a very precise cut. STIHL ElastoStart and the decompression valve make starting the machine notably easier. High torque, with economical 2-MIX engine.

Order No. 4250 011 2813

^① Weight excluding fuel and abrasive cutting wheel
Illustrations include optional equipment



TS 700



98.5 cm³, 5.0 kW/6.8 hp, 11.7 kg^①. Most powerful cut-off machine for 350 mm abrasive cutting wheels. The cut-off machine is perfectly suited to use at full cutting depth and also on the FW 20 cart. Equipped with decompression valve and STIHL ElastoStart for effortless starting and the long-life air filter system. Economical 2-MIX engine.

Order No. 4224 011 2803

TSA 230



Easy-to-maneuvre battery cut-off machine for 230 mm abrasive cutting wheels. Suitable for indoor and outdoor use, up to 70 mm cutting depth, water connection with ball valve and hose coupling for wet cutting, spindle lock, maintenance-free belt drive. Weight: 3.9 kg^②.

TSA 230 excluding battery and charger

Order No. 4864 011 6600

TS 800



98.5 cm³, 5.0 kW/6.8 hp, 12.7 kg^①. STIHL cut-off machine for 400 mm abrasive cutting wheels. Attains the maximum cutting depth of 145 mm, reduced weight due to magnesium guard. Also perfectly suited for carrying out separating cuts on the FW 20 cart. Equipped with decompression valve and STIHL ElastoStart for effortless starting and the long-life air filter system. Economical 2-MIX engine. The TS 800 can be used with 400, 416 and 418mm diamond wheels. When used with the 418mm diamond wheel in conjunction with 118mm thrust washers a cutting depth of 150mm can be achieved.

Order No. 4224 011 2823

For suitable lithium-ion batteries and other accessories, see page 8 onwards.

**For
low-dust
work**



TSA 230 with SE 133 ME

An indispensable addition for dust-intense use in indoor areas.

>> More on page 162

① Weight excluding fuel and abrasive cutting wheel
② Weight excluding battery and abrasive cutting wheel
③ Explanation of the symbols on page 247
Illustrations include optional equipment



Accessories for cut-off machines

- For carrying out a broad range of tasks and making the cut-off machine even easier to use
- Cart for precise cuts and longer cutting distances
- Simple, tool-free assembly and disassembly of the cut-off machine on the cart

FW 20 cart with attachment kit



For exact edges over long cuts, with depths accurate to the millimetre. Suitable for all hand-held STIHL cut-off machines, an attachment kit with a quick-mounting system is included.

For TS 400

Order No. 7004 872 8400

For TS 420, TS 500i

Order No. 7004 200 0005

For TS 700, TS 800

Order No. 7004 871 0452

Attachment set for water tank



13 l. For the FW 20 cart. With coupling sleeve.

Low profile.

Order No. 4224 007 1018

Upright with water cut-off valve.

Order No. 4224 007 1005

Cutting direction indicator



For the FW 20 cart.

Order No. 4205 007 1009

Quick-mounting system conversion kit



For the FW 20 cart.

For TS 400

Order No. 4223 790 0702

NEW For TS 420, TS 500i
Order No. 4250 790 0702

For TS 700, TS 800

Order No. 4224 790 0705

STIHL professional tip:



The FW 20 cart can be folded together and stored easily. One person can transport it effortlessly. Even the quick-release device boasts many advantages making the cut-off machine multi-talented. That's how you benefit from having two tools in one – cut-off machine and compact cart-mounted cut-off machine.

Depth stop



The depth stop with vacuum support enables dust-free cutting of mineral construction materials on flat surfaces. Exact and continuously adjustable cutting depth possible for TSA 230.

Order No. 4864 690 0801

Pressurised water container



10 l. For mobile water supply to cut-off machines on construction sites with no water connections. Not recommended for the GS 461.

Order No. 0000 670 6000

Construction helmet



Lightweight polyethylene construction helmet with ventilation openings on both sides in the top part of the helmet crest. Moisture is absorbed by an adjustable sweatband on the inside, with rain gutter to channel off water, compliant with AS/NZS 1801.

Orange

Order No. 7004 884 0100

VISION safety glasses



Very light glasses with a sporty design. Large lenses with 100 % UV protection, scratch-resistant exterior and interior. AS/NZS 1337.1

Clear

Order No. 7004 884 0300

Mirrored

Order No. 7004 884 0301

Smoked

Order No. 7004 884 0302

Wheel kit



Attachment kit for the front foot. The cut-off machine is supported on flat surfaces, smooth-running wheels facilitate moving the tool, for TS 420 and 420 A, TS 440, TS 500i, TS 700 and TS 800.

Order No. 4224 007 1014

Shaft sleeve



Adapter for diamond cut-off saw cutting wheels. 1" hole made of brass, for all cut-off machines with 20 mm shaft.

Order No. 0000 708 4200

More protective equipment is listed from page 226 onwards.

Order number		Displacement (cm³)	Power output (kW/hp)	Rated voltage (V)	Weight (kg)	Sound pressure level ^① (dB(A))	Sound power level ^① (dB(A))	Vibration level left/right ^② (m/s²)	STIHL engine (2-MIX/4-MIX [®])	Total length (cm)	Abrasive cutting wheel (mm)	Max. cutting depth (mm)	Decompression valve	STIHL anti-vibration system	STIHL ElastoStart	Water connection	Wear-resistant starter cord	Magnesium guard	Electronic water control	QuickStop cutting wheel brake	Cyclone air routing	STIHL Injection (i)
Petrol cut-off machine ^③																						
TS 420	4238 011 2814	66.7	3.2/4.4	–	9.7 ^④	98 ^⑤	109 ^⑥	3.9/3.9	2-MIX	72.5	350	125	●	●	○	●	●	●	–	–	●	–
TS 440 NEW	4238 011 2829	66.7	3.2/4.4	–	11.1 ^④	97 ^⑤	109 ^⑥	3.4/4.0	2-MIX	72.5	350	125	●	●	○	●	●	●	●	●	●	–
TS 500i	4250 011 2813	72.2	3.9/5.3	–	10.2 ^④	98 ^⑤	112 ^⑥	2.4/2.0	2-MIX	73.0	350	125	●	●	●	●	●	●	–	●	●	
TS 700	4224 011 2803	98.5	5.0/6.8	–	11.7 ^④	101 ^⑤	113 ^⑥	6.6/4.5	2-MIX	85.0	350	125	●	●	●	●	○	●	–	–	●	–
TS 800	4224 011 2823	98.5	5.0/6.8	–	12.7 ^④	101 ^⑤	113 ^⑥	6.5/3.9	2-MIX	89.0	400	145	●	●	●	●	○	●	–	–	●	–
Battery cut-off machine ^③																						
TSA 230	4864 011 6600	–	–	36	3.9 ^⑤	103 ^⑦	114 ^⑦	3.5/3.5	–	55.0	230	70	–	–	–	●	–	●	–	–	–	–

● As standard
○ Retrofittable (accessory)

i = STIHL Injection

① K factor according to Dir. 2006/42/EC = 2.0 dB(A)
② K factor according to Dir. 2006/42/EC = 2 m/s²
③ With composite resin abrasive cutting wheel
④ Weight excluding fuel and abrasive cutting wheel
⑤ Weight excluding battery and abrasive cutting wheel

⑥ Measurement according to ISO 19432
⑦ Measurement with abrasive cutting wheels according to EN 60745-2-22



Abrasive cutting wheels

- Composite resin abrasive and diamond cutting wheels for cutting natural stone, asphalt, steel and concrete
- Designed to perfectly fit STIHL cut-off machines
- Long service life and high cutting performance

Abrasive cutting wheels



Structural steel

For cutting structural steel and metal profiles in construction and in metal processing operations.






Asphalt/ductile cast iron

Cutting wheel for road construction and pipeline engineering, specially for cutting ductile cast iron pipe.



Stone

Cutting wheel for bricks and general use in construction. Also for wet-cutting stone without creating dust clouds.

Composite resin abrasive cutting wheel			
		Order number	Diameter (mm / Inch)
Structural steel 	K-ME	0835 012 7000	230 / 9
		0835 010 7000	300 / 12
		0835 010 7001	350 / 14
		0835 012 7001 ^⑨ ^⑩	350 / 14
		0835 010 7002	400 / 16
Asphalt/ductile cast iron 	K-DG	0835 030 7001	350 / 14
		0835 030 7002	400 / 16
Stone 	K-BA	0835 020 7001	350 / 14
		0835 020 7002	400 / 16

^⑨ NEW

^⑩ Suitable for TS 440

Diamond abrasive wheels



Universal

For a very wide range of materials on construction sites. Also recommended for clean-up work and emergency clearing jobs. Available in different designs and for different areas of use. Durable and quick-cutting, metallic silver main blade.



Concrete (B)

For cutting concrete, clay bricks and exposed aggregate concrete, as well as reinforced concrete and general construction materials. Available in different performance classes, painted grey.































Asphalt (A)

For cutting asphalt, fresh concrete, abrasive concrete and sandstone. Segment height: 10 mm with protection segments. Available in different performance categories, main blade painted black.

Diamond abrasive wheels			
Universal	D-BA80	0835 090 7006 ^①	350/14
		0835 090 7033	418/16
	D-SB80	0835 090 7008	350/14
		0835 092 7000	230/9
	D-G80	0835 070 7000 ^①	350/14
Concrete (B)	D-BA90	0835 090 7036	350/14
		0835 090 7035	400/16
		0835 090 7033	418/16
	D-B10	0835 090 7034	230/9
		0835 090 7040	350/14
		0835 090 7024	400/16
	D-B20	0835 090 7026	350/14
		0835 090 7027	400/16
	D-B70	0835 090 7021	416/16
Asphalt (A)	D-A5	0835 080 7012	350/14

^① NEW

Recommended use ^②		Asphalt	Fresh concrete	Sandstone	Brick	Concrete	Reinforced concrete	Strongly reinforced concrete, old concrete	Granite, hard natural stone	Ductile cast iron	Structural steel	Service life	Cutting performance
													
	D-BA80	○	○	○	○	○	○	—	—	—	—		
	D-SB80	—	—	—	○	○	○	○	○	○ ^③	○ ^④		
	D-X100	—	—	—	○	○	○	○	○	○ ^③	○ ^④		
	D-G80	—	—	—	—	—	—	—	—	○	—		
	D-BA90	—	—	—	○	○	○	—	—	—	—		
	D-B10	—	—	—	○	○	○	—	—	—	—		
	D-B20	—	—	—	○	○	○	—	—	—	—		
	D-B70	—	—	—	○	○	○	○	—	—	—		
	D-A5	○	○	○	—	—	—	—	—	—	—		
	D-A40	○	○	○	—	—	—	—	—	—	—		

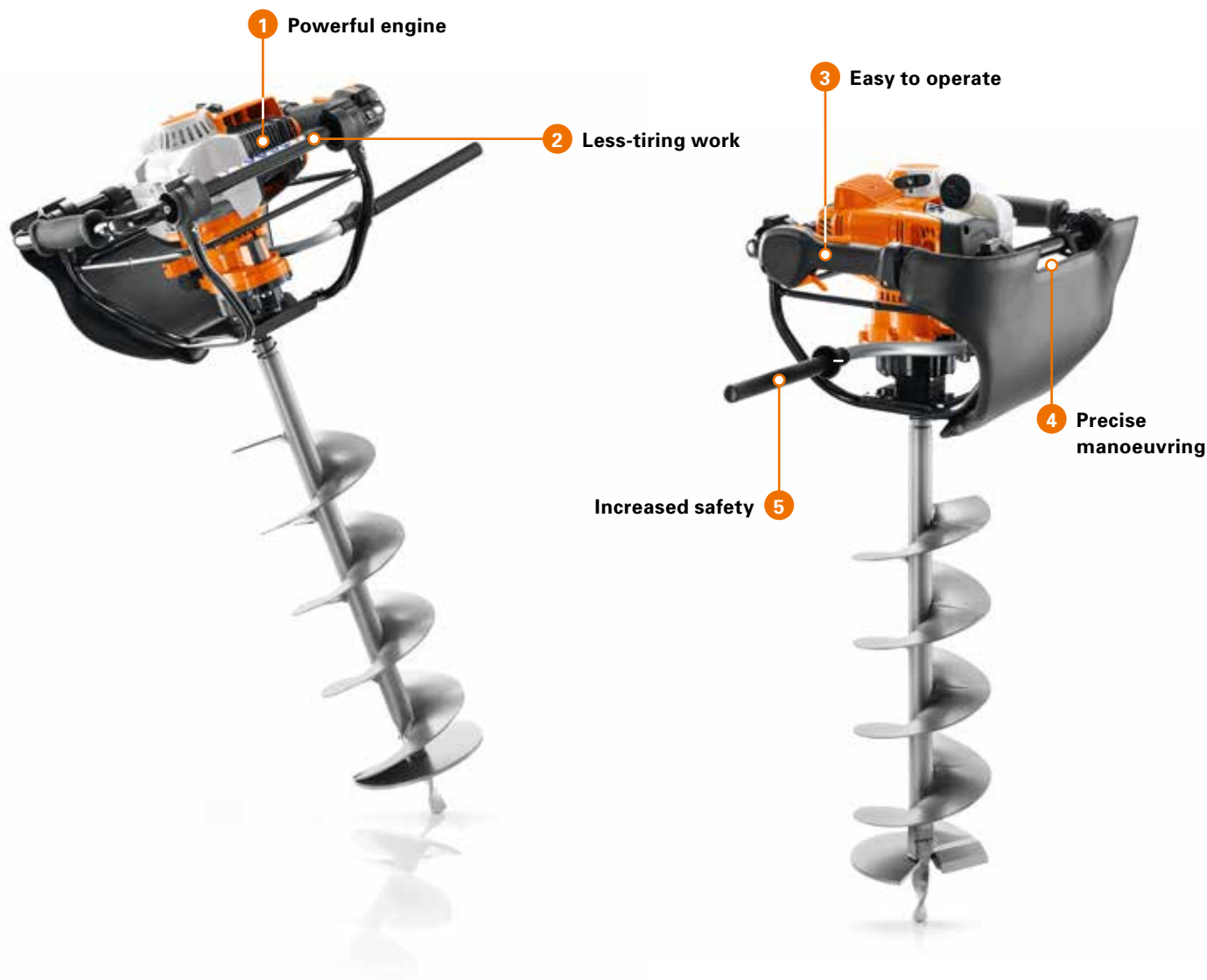
○ Suitable
— Not recommended

② When utilising cutting wheels, the application, in combination with the cut-off machine must be taken into consideration on-site

③ Not recommended for long periods of use

④ Up to a profile thickness of 10 mm, not suitable for long periods of use





Technology

1 STIHL 4-MIX® engine

The STIHL 4-MIX® engine combines the advantages of both a two- and a four-stroke engine. Lower consumption, fewer emissions, no need for oil servicing. Less obtrusive noise. Excellent engine power and high torque.

Comfort

2 Low-vibration handle design

The frame grip ensures a significant reduction in vibration. This reduces fatigue so you can keep on working for longer.

3 Multi-function handle

All the engine control functions are integrated into the left handle. The machine can be controlled at the touch of a finger while you keep your hands in working position.

4 Large support cushion

The large support cushion rests against your body or leg while you're drilling. This is not only very comfortable but it also helps you to control the auger more precisely and smoothly.

Safety

5 QuickStop drill brake

The STIHL QuickStop drill brake with a release lever interrupts the power flow when the drill jams. The brake system makes it easy for jammed drills to be screwed back out.



Please note that not all products are equipped with the features listed here. Only the most important features are described on this page. For further explanations and information, see page 246 onwards or online at www.stihl.com.au.



Earth augers and accessories

- Mobile and robust powerhouses for professionals
- For drilling holes in the ground, planting, building or taking soil samples
- Specially suitable for large areas that are hard to access
- Drills, shaft extensions, support cushions and drill chucks

BT 131



36.3 cm³, 1.4 kW/1.9 hp, 10.0 kg^①. One-person earth auger with QuickStop drill brake. 4-MIX[®] engine with enlarged fuel tank, low-vibration handle frame, control handle with stop button, long-life air filter system, large support cushion.

Order No. 4313 011 2122^②

BT 360



60.3 cm³, 2.9 kW/3.9 hp, 28.8 kg^①. Proven high-torque engine for heavy two-person drilling work. With STIHL ElastoStart as standard, start lock and reverse rotation lock, long-life air filter system and fold-out frame.





Order No. 4308 206 0301^②




For suitable fuels and lubricants, see page 194 onwards.

^① Weight excluding fuel and drill bit

^② Excludes auger

Concrete cutters, cut-off machines and earth augers

		Order number	Diameter (mm)	Diameter (Inch)	Length (mm)	Suitable for earth augers	Use	Plain	Tungsten
Accessories for earth augers									
Earth auger bit 		4404 680 2004	40	1 9/16"	695	BT 121, BT 130, BT 131	For all ground types.		
		4404 680 2006	60	2 3/8"					
		4404 680 2009	90	4"					
		4404 680 2012	120	5"					
		4404 680 2015	150	6"					
		4404 680 2020	200	8"					
		4400 000 4209	90	4"	700	BT 360	For all ground types.		
Earth auger bit 		4400 000 4212	120	5"					
		4400 000 4215	150	6"					
		4400 000 4220	200	8"					
		4400 000 4225	250	10"					
		4400 000 4228	280	12"					
		4400 000 4235	350	14"					
PLANT SPIRAL earth auger bit 		4311 680 2515	150	6"	525	BT 121, BT 130, BT 131	Special drill bit for drilling bore holes for plants. Cylindrical shape.		
SOIL LOOSENER earth auger bit 		4404 680 1900	260	10"	660	BT 121, BT 130, BT 131	Special drill bit for loosening soil and planting.		
								Blade tips	
								-	-
								4404 682 3101	7004 871 0113
								4404 682 3102	7004 871 0114
								4404 682 3103	7004 871 0115
								4404 682 3104	7004 871 0116
								4404 682 3105	7004 871 0117
								4402 682 3100	-
								4402 682 3105	-
								4402 682 3110	-
								4402 682 3120	-
								4402 682 3130	-
								4402 682 3135	-
								4402 682 3140	-
								Drill points for augers	
								For BT 121 and BT 130, 131	
								Threaded pilot bit for 90 mm - 200 mm	
								Order No. 7004 871 0543	
								Tungsten carbide tipped Y pilot bit for 90 mm - 200 mm	
								Order No. 7004 871 0541	
								Tungsten carbide tipped finger scribe (with nuts & bolts)	
								Order No. 7004 871 0542	
								For BT 360	
								Plain tipped	
								Order No. 4401 680 3300	
								Tungsten carbide tipped	
								Order No. 7004 871 0105	

					Order number	Length (mm)	Suitable for earth augers	Use
Accessories for earth augers								
Shaft extensions		4311 680 2350	450	BT 121, BT 130, BT 131	For extending the earth auger bit in deep bore holes.			
		4470 000 4205	500	BT 360				
		4470 000 4210	1,000					
Support cushion		4313 748 2501	—	BT 121, BT 130, BT 131	As a replacement for the existing support cushion.			
Drill chuck		4311 680 4010	—	BT 121, BT 130, BT 131	For twist drills up to 13 mm diameter. For use with drills with cylindrical connectors.			

	Order number	Displacement (cm³)	Power output (kW/hp)	Weight (kg)①	Sound pressure level② (dB(A))	Sound power level② (dB(A))	Vibration level left/right③ (m/s²)	STIHL engine (2-MIX / 4-MIX®)	Spindle speed (rpm)	Automatic decompression valve	STIHL ElastoStart	Long-life air filter system	QuickStop drill brake	Start lock/reverse rotation lock
Earth augers④														
BT 131	4313 011 2122	36.3	1.4/1.9	10.0	92	100	1.7/2.0	4-MIX®	200	●	–	●	●	●
BT 360	4308 206 0301	60.3	2.9/3.9	28.8	99	111	6.8/8.7	–	50	–	●	●	–	●

● As standard

① Weight excluding fuel and drill bit

② K factor according to Dir. 2006/42/EC = 2.0 dB(A)

③ K factor according to Dir. 2006/42/EC = 2 m/s²

④ Delivery **without** drill bit



Hand-held drills and accessories

- For joiners, workmen, municipal workers, gardeners and landscapers
- For drilling wood, erecting fences and benches and restoring timber structures
- For digging planting holes, for landscaping gardens with flowers to perennial plants
- Comprehensive range of practical accessories

BT 45 wood drill



27.2 cm³, 0.8 kW/1.1 hp, 4.8 kg[®]. Hand-held drill with powerful petrol engine for drilling wood. Quick-release chuck with a chuck width of 13 mm as standard. Two forward gears, reverse gear and neutral position.

Order No. 4314 200 0005

Water attachment set



To adapt the hand-held drill-to-drill core holes with water. Includes holder, hose connection with ball valve and coupling for core hole drill with 1/2" attachment up to 150 mm in diameter. For BT 45.

Order No. 4314 007 1005

Wood drill bits

Hardened and laterally ground with spiral and spurs. With six-socket connector.



320 mm long.

Diameter 13 mm

Order No. 4314 682 5001

460 mm long.

Diameter 19 mm

Order No. 4314 682 5002

Diameter 22 mm

Order No. 4314 682 5003

Diameter 25 mm

Order No. 4314 682 5004

Planting auger bits

Interchangeable head and M14 connection thread.



590 mm long.

Diameter 3" (76 mm)

Order No. 4314 680 1903

Diameter 4" (102 mm)

Order No. 4314 680 1904

Diameter 5" (127 mm)

Order No. 4314 680 1905

For suitable fuels and lubricants, see page 194 onwards.

Water attachment adaptors

1/4"



Order No. 4314 682 3904

5/8"



Order No. 4314 682 3903

Drill chuck with key



Chuck width 13 mm.

Order No. 4314 680 4001

Subparts



For drilling planting holes.

Order No. 4314 007 1001

For drilling wood without tools (not pictured).

Order No. 4314 007 1000

For drilling wood with key (not pictured).

Order No. 4314 007 1004

Strap



Ideal for supporting the machine hands-free.
For BT 45.

Order No. 4314 710 6500

Harness



Enables easy transportation of the tool. For BT 45.

Order No. 4314 710 9000


Hand-held drills ^④										
BT 45	4314 200 0005	27.2	0.8 / 1.1	4.8	98	103	7.2/6.1	910	2,710	810
Order number		Displacement (cm ³)	Power output (kW/hp)	Weight (kg) ^①	Sound pressure level ^② (dB(A))	Sound power level ^② dB(A))	Vibration level, left/right ^③ (m/s ²)	Spindle speed lowest gear (rpm)	Spindle speed second gear (rpm)	Spindle speed reverse gear (rpm)

② K factor according to Dir. 2006/42/EC = 2.5 dB(A)

③ K factor according to Dir. 2006/42/EC = 2 m/s²

④ Without **drill** bit





**The machines
are in heavy
use... but
everything runs
like clockwork.**



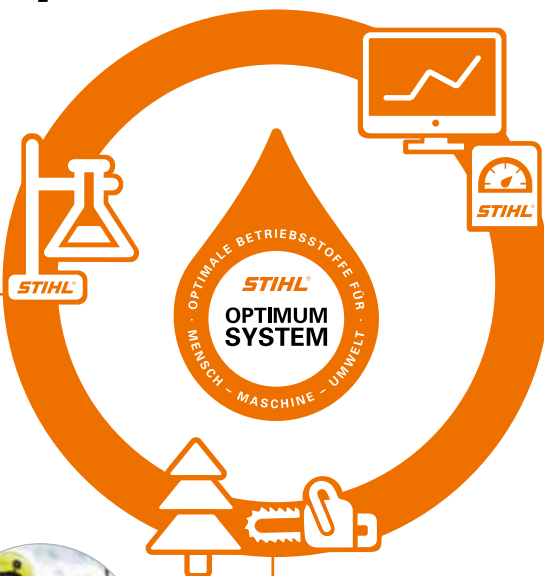
Caring for your tools properly is essential for them to continue functioning flawlessly as time goes on. For this reason, we develop oils, greases, fuels and cleaning agents which are tailored to your daily requirements – for optimum running behaviour and a long service life.

STIHL Optimum System



STIHL development

More than 500 employees work in the cutting-edge STIHL development centre with its in-house laboratory.



STIHL test facilities

On over 100 test benches, the STIHL tools undergo extensive functional tests and long-term trials.



STIHL practical test

In field tests, STIHL tools are tested under a wide range of operating conditions.

Machines

STIHL MotoMix:

- Outstanding start behaviour – the patented formulation (EP 2031043) supports reliable starting
- Optimum acceleration – quick and powerful over the entire rpm range
- Perfect running characteristics – even with sudden rpm changes
- Kind on the machine – combustion with almost no deposits, protects the engine

STIHL engine oils:

- Optimal lubrication thanks to perfect match between engine and lubricant

STIHL chain lubricants:

- Outstanding material compatibility due to optimum matching of individual components
- High temperature resistance – reliably protects against wear caused by overheating, even under extreme stress (BioPlus and SynthPlus)
- First-class flow characteristics – even at low temperatures (SynthPlus)

People

STIHL MotoMix:

- Gentle when used – the vapours are almost free of substances such as olefins and aromatics (e.g. benzene)
- Combustion produces few pollutants thanks to high purity raw materials
- Long storage life – no separation for up to five years when stored appropriately
- Immediate use thanks to ready-to-use mixture of fuel and oil

STIHL engine oils:

- Versatile – whether you choose a STIHL two-stroke, 2-MIX or 4-MIX® engine, you can be sure it will withstand even extreme loads
- Long running times and maintenance intervals thanks to combustion of mixture with almost no deposits (HP Ultra).

STIHL chain lubricants:

- Prolonged downtime possible without resinification, due to semi-synthetic high-performance components (SynthPlus)

Environment

STIHL MotoMix:

- Lower CO₂ emissions due to ultra-pure raw materials

STIHL engine oils:

- Biodegradable – more than 60% according to the OECD 301 B (HP Ultra)

STIHL chain lubricants:

- Biodegrades quickly – produced on a pure plant base using biodegradable components (BioPlus)
- Officially recognised – awarded the European Ecolabel (BioPlus)



STIHL Optimum System:

At STIHL, engineers, chemists and users work hand in hand. STIHL develops, tests and checks the lubricants and fuels for its engines itself – using the very latest chemical installations, on more than 100 test benches and in field tests. The result of this unique combination of all necessary skills under one roof, is the STIHL Optimum System.



Fuels and lubricants, canisters and accessories

- High-quality fuels and lubricants for perfect running behaviour
- Optimum lubrication properties
- Low-residue combustion
- High environmental compatibility
- Accessories for transport and for clean filling of the tools

MotoMix fuel mixture*



EP 2031043
patent ①



Ready-mixed fuel (1:50) for all STIHL engines, optimum performance, excellent cold start properties, maximum acceleration over the entire rpm range, perfect running characteristics even with a sudden rev change. With STIHL HP ultra premium oil for exceptional engine lubrication and extreme cleanliness, fully synthetic and biodegradable for optimal performance and long service life. User- and engine-friendly thanks to fewer emissions (free from ethanol; almost no olefins and aromatic compounds). Can be kept in storage for up to five years^②. Reliable top performance – STIHL engines and STIHL MotoMix are made for each other, all imaginable uses have been put through rigorous tests.

3 l	55 l
Order No. 7004 871 0442[^]	Order No. 7004 871 0450
5 l	200 l
Order No. 7004 874 0100	Order No. 7004 871 0441

① Patented in several European countries

② Appropriate storage conditions: In technically approved containers with an airtight seal. Store in dry, dark storage conditions where possible, at a room temperature of max. 20 °C

* Not available in all stores [^] While stocks last

For retail pricing visit www.stihl.com.au

HP two-stroke engine oil



Mineral oil-based engine oil, especially developed for the demanding needs of power tools. Good lubrication and combustion properties, JASO-FB, ISO-L-EGB, fuel/oil ratio 1:50, suitable for all STIHL engines.

100 ml (for 5 l)

Order No. 0781 319 8401

1 l (for 50 l), metering bottle

Order No. 0781 319 8411

5 l (for 250 l)

Order No. 0781 319 8433

10 l^① (for 500 l)

Order No. 0781 319 8434

HP Super two-stroke engine oil



Semi-synthetic "low-smoke oil", specially developed for STIHL engines. Outstanding start capability and clean, low-smoke burning. JASO-FD, ISO-L-EGD, fuel/oil ratio 1:50.

100 ml (for 5 l)

Order No. 0781 319 8052

1 l (for 50 l), metering bottle

Order No. 0781 319 8054

5 l (for 250 l)

Order No. 0781 319 8055

HP Ultra two-stroke engine oil



Fully synthetic oil for long periods of use under the most demanding conditions. Exceptional lubrication properties, low-residue combustion, more than 60% according to the OECD 301 B (HP Ultra), particularly low in sulphur, JASO-FB, ISO-L-EGB, fuel/oil ratio 1:50.

100 ml (for 5 l)

Order No. 0781 319 8060

1 l (for 50 l), metering bottle

Order No. 0781 319 8061

5 l (for 250 l)

Order No. 0781 319 8063



STIHL professional tip:

Exceptional lubrication and cleanliness are the most important development specifications for all STIHL engine oils. With consistent use of HP Ultra, a piston that has been running for several hundred hours in the STIHL test lab still looks almost new (see image).



500 hours with HP Ultra

	Lubrication	Cleanliness	Deposit build-up protection	Corrosion protection	Miscibility up to ethanol content of 25% ^③	Special features	Recommendation
Two-stroke engine oils							
HP	+	+	+	+	yes	Good lubrication and combustion properties	High-quality engine oil
HP Super	++	+++	+++	++	yes	Low in smoke, very good miscibility	Top engine oil for long service life
HP Ultra	+++	+++	+++	+++	yes	Biodegradable, ash-free burning	The best STIHL engine oil for cleanliness and long engine service life

+ Suitable

++ Very suitable

+++ Highly suitable

③ Please follow the tool's safety instructions

ForestPlus chain oil



Based on high-quality mineral oils. Reliable lubrication, no or resinification, even during prolonged downtimes.

1 l
Order No. 0781 516 6001

5 l
Order No. 0781 516 6002

20 l
Order No. 0781 516 6006

200 l
Order No. 0781 516 6003

SynthPlus chain oil



Semi-synthetic high-performance lubricant prevents wear and resinification during prolonged downtimes. Free-flowing up to -25°C, with high-quality fresh oils.

1 l
Order No. 0781 516 2000

5 l
Order No. 0781 516 2002

20 l
Order No. 0781 516 2004

200 l
Order No. 0781 516 2006

BioPlus chain oil



Particularly eco-friendly oil derived from plants with superior lubricating and adhesive properties. Faster biodegradability in soil, awarded the European Ecolabel among others, tested according to OECD 301 B.

1 l
Order No. 0781 516 3001

5 l
Order No. 0781 516 3004

20 l
Order No. 0781 516 3007

Heavy Duty Plus bar & chain oil



Designed for the lubrication of both fixed and mobile equipment which is operating under normal to harsh conditions. Contains additives which improve adhesion to components and reduce fling-off, as well as providing excellent anti-wear and corrosion protection.

1 l
Order No. 7004 871 0396

5 l
Order No. 7004 871 0397

20 l
Order No. 7004 871 0052

	Base oils	Lubrication	Special features	Shelf life	Free-flowing in the cold up to
Chain oils					
ForestPlus	Mineral	good	—	3 years	-15°C
SynthPlus	Synthetic and mineral	very good	High-performance oil	7 years	-25 °C
BioPlus	Plant-based oil	good	Environmentally-friendly, biodegradable	4 years	-20 °C
Heavy Duty Plus	Synthetic and mineral	very good	Thick formula for woolly bark and hard timber	7 years	-20°C



Reliable, strong and clean

We know what engines need. STIHL has extensive expertise in fuels and lubricants, enabling it to achieve optimum results for people, machines and the environment in the development of its oils, greases and fuels. Specifically, this remains reliable use, outstanding performance with low wear, and low-pollutant combustion.

Varioclean



Special cleaner for dissolving and removing organic oil residues and for cleaning housings and STIHL HD2 filters (black), wire mesh filters (silver) and PA filters (white).

Spray bottle, 500 ml

Order No. 7004 871 0439

Superclean



Spray with dual function: Removes resin and dirt, while providing lubrication and corrosion protection. For cutting attachments, hedge trimmer blades and chainsaws.

Can, 300 ml

Order No. 7004 871 0438

Multi-lube



Multi-purpose grease for all STIHL hedge trimmer and electric chainsaw gear systems.

Tube, 40 g

Order No. 0781 120 1021

Tube, 80 g

Order No. 0781 120 1109

SG 11 PLUS



Hand sprayer with adjustable nozzle for distributing cleaning agents and solvents. 1.5 l filling volume, 3 bar maximum pressure, EPDM seals for cleaning agents and solvents in the pH range 7 – 14. The pump is fitted with a special protective element that ensures a long service life.

Order No. 4255 019 4912

Fuel stabiliser



STIHL fuel stabiliser eliminates the need to drain fuel prior to storage. It also contains a water remover to prevent corrosion and carburettor cleaner to restore power. 15 ml treats 5 l of fuel.

Order No. 7004 881 9400

Multispray



Multifunctional oil for lubricating, removing dirt and stubborn parts, as well as corrosion protection, contact spray and penetrating oil.

Can, 400 ml

Order No. 7004 871 0437

FS super lube



High-performance gear lubricant for all STIHL brushcutters and clearing saws.

Tube, 40 g

Order No. 0781 120 1022

Tube, 80 g

Order No. 0781 120 1117

Tube, 225 g

Order No. 0781 120 1118

Mixing bottle



For easy mixing and filling of smaller fuel amounts up to 1 l. Narrow outlet snout, large filler opening, scales on the bottle and on the lid, can be closed.

Order No. 0000 881 9411

Petrol cans



2 l, metal

Order No. 7004 872 1742

5 l, metal

Order No. 7004 872 1743





First-rate materials and a high-quality finish: our hand tools and associated forestry accessories make practical and effortless work possible in any situation – so you can even work for longer periods with ease.



A long day
working with
wood...
and still eager
for more.



ASA 65

AP 200

EC MOTOR

Lithium-Ion

PRO



Fast and powerful battery trimmer for cutting vines and similar woods. Can be used by right and left-handed users alike, sturdy aluminium housing, ergonomic handle, electronically adjustable blade opening, easy blade-change process, delivered in a sturdy plastic case. Weight: 750 g^①.

ASA 65
excluding battery and charger
Order No. 4861 011 6221

ASA 85

AP 300

EC MOTOR

Lithium-Ion

PRO



Powerful battery pruning shears for branches up to 45 mm in diameter. Ideal for pruning work in public gardens, orchards, tree nurseries and in viticulture. Sturdy aluminium housing, ergonomic handle, electronically adjustable blade opening with four levels, delivered in a sturdy plastic case. Weight: 980 g^①.

ASA 85
excluding battery and charger
Order No. 4861 011 6201



Order number		Rated voltage (V)	Weight (kg)	Sound pressure level (dB(A)) ^②	Vibration level (m/s ²) ^③	Maximum cutting thickness (mm)	Length of connecting cable (m)
ASA 65	4861 011 6221	36	0.75 ^①	< 70	< 2.5	35	1.6
ASA 85	4861 011 6201	36	0.98 ^①	< 70	< 2.5	45	1.6













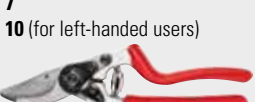





② K factor according to Dir. 2006/42/EC = 2.0 dB(A)

③ K factor according to EN 50260-1 2005 = 1.5 m/s²

For retail pricing visit www.stihl.com.au

① Weight including blades, excluding battery and carrying system





















For suitable lithium-ion batteries and other accessories, see page 8 onwards.

		Order number	Length (cm)	Weight (g)	Branch diameter up to (mm)	Suitable for hand size	Viticulture ^⑤	Orchards ^⑦	Horticulture ^⑧	Garden and park maintenance ^⑨	Equipment
Bypasssecateurs[®]											
PG 10		0000 881 3604	22	230	20		+	+	++	+	Wire-cutting notch, single-hand clasp
PG 20		0000 881 3637	22	240	25		++	++	++	+++	Wire-cutting notch, single-hand clasp
PG 30		0000 881 3638	22	255	25		+++	+++	++	+++	Wire-cutting notch, single-hand clasp, sap groove
FELCO F 6		0000 881 8501	20	210	20		+++	++	+++	++	Wire-cutting notch, single-hand clasp, sap groove
FELCO F 8 FELCO F 9 (for left-handed users)		0000 881 8503 0000 881 8504	21	245	25		+++	+++	++	+++	Wire-cutting notch, single-hand clasp, sap groove
FELCO F 2		0000 881 8500	22	240	25		++	++	++	+++	Wire-cutting notch, single-hand clasp, sap groove
FELCO F 7 FELCO F 10 (for left-handed users)		0000 881 8502 0000 881 8505	21	290	25		+++	+++	++	+++	Wire-cutting notch, single-hand clasp, sap groove, revolving handle
Anvil secateurs[®]											
PG 25		0000 881 3639	20	260	15		+	+++	+	++	Single-hand clasp
FELCO F 31		0000 881 8507	21	225	25		+	+++	+	++	Single-hand clasp

⑤ Additional information on the bypass and anvil cut are provided in the glossary on page 255
 ⑥ Cutting work on vine stocks

⑦ Rearing, rejuvenating and harvesting cuts
 ⑧ Cutting and rejuvenating work (plants and flowers)
 ⑨ Cutting and rejuvenating work (shrubs and hedges)

Hand tools and forestry accessories

	Order number	Length (cm)	Weight (g)	Branch diameter up to (mm)	Viticulture ②	Orchards ③	Horticulture ④	Garden and park maintenance ⑤	Equipment	
Bypass pruning shears ①										
PB 10  		0000 881 3669	60	1,000	35	+++	+++	++	++	Full-to-cut cutting head, damper to protect the joints, holding grooves on the anvil
PB 11  		0000 881 3670	75	1,150						
PB 20  		0000 881 3664	80	1,125	42	++	++	++	++	Full-to-cut cutting head, damper to protect the joints
PB 30  		0000 881 6500	83	1,695	50	+++	+++	++	+++	Full-to-cut cutting head, damper to protect the joints, holding grooves on the anvil
FELCO F 210A-60		0000 881 3677	60	795	35	++	+++	+	++	Full-to-cut cutting head, damper to protect the joints
Anvil pruning shears ①										
PB 25  		0000 881 3653	80	1,245	40	–	++	–	++	Power transmission
PB 35  		0000 881 3665	80	1,460	48	–	+++	–	+++	Power transmission
FELCO F 231		0000 881 3679	80	1,150	40	–	+++	–	+++	Power transmission

① Additional information on the bypass and anvil cut are provided in the glossary on page 255

② Cutting work on vine stocks

③ Rearing, rejuvenating and harvesting cuts

④ Cutting and rejuvenating work (plants and flowers)

⑤ Cutting and rejuvenating work (shrubs and hedges)

456 cm telescopic shaft



184–456 cm High-strength, oval-shaped aluminium rod with clamp lever and lock for infinitely variable length adjustment. Safe heavy load position. Long rubber insulation on handle for a secure grip.

Order No. 0000 881 4113



PR 40 CT telescopic saw



Professional saw for telescopic rod with hard chrome-plated carbon steel that always stays sharp, high-performance cutting edge with clearing slots to prevent jamming.

Bark cutter prevents tearing of bark, the hook keeps the saw in the cut. With cover for safe storage.

Order No. 0000 881 4141

320 cm telescopic shaft



175 to 320 cm, infinitely variable. For cutting at heights of up to 5 m. Two-part, sturdy aluminium tube 30 mm/27 mm.

Extremely robust, easy to tighten clamping fixture made of steel, rubberised grips.

Order No. 0000 881 6101*



PR 38 CT telescopic saw

40 cm, approx. 400 g. High-quality saw for delimbing. Hard chrome-plated saw blade with clearing slots, hooks, bark blade for cutting bark.

Order No. 0000 881 3672*

Caterpillar shears

Approx. 630 g Very solid metal housing. Corrosion-resistant, hand-operated blade that cuts downwards, double-sided counter bearing for precise cutting, rope with T-handle and additional pulley.

Order No. 0000 881 3673*

Fruit picker for precision telescopic shaft

Ø 15 cm. Metal crown with plastic coating for soft edges. Cotton collection bag, adapter for attaching it.

Order No. 0000 881 3674*

Universal hooks for precision telescopic shaft

Extra strong metal hook, 1 cm thick, for all kinds of pulling and pushing activities. Also used as a claw tool, adapter for attaching it.

Order No. 0000 881 3675*

Holster



For STIHL PG 10, PG 20, PG 30 and PG 25 secateurs. Leather, black.

Order No. 0000 881 3644

Aluminium felling wedge



12 x 4 cm, 190 g. With barbed centre line on one side for an optimum grip on the wood.

Order No. 0000 881 2201

Aluminium rotating splitting wedge



22 cm, 920 g. Highly effective splitting action due to twist. Milled groove and retaining teeth for particularly good grip on frozen wood, forged for excellent stability combined with a very low weight, round striking surface.

Order No. 0000 881 2221

Aluminium felling and cleaving wedges



With narrow blades for effectively penetrating wood. Three versions for small, medium and large trunk diameters, serrated edge, milled groove, smooth wedge side for easy positioning of a second wedge in the felling cut, high-quality aluminium alloy.



22 cm, 600 g

Order No. 0000 881 2222



24 cm, 800 g

Order No. 0000 881 2223



26 cm, 1,000 g

Order No. 0000 881 2224

Plastic felling and cutting wedges



Impact-resistant even at low temperatures. Polyamide, textured surface prevents the wedge from slipping out, in three lengths for medium and thick wood, enlarged wedge angle.



15 cm

Order No. 7004 871 0314



19 cm

Order No. 0000 893 6802



23 cm

Order No. 0000 893 6882



25 cm

Order No. 0000 893 6884

Pruning saws

For quick and precise sawing. Three-sided Japanese toothing, impulse hardened, chrome-plated steel, conical blade shape, ergonomic soft handle, corrosion-resistant, with holster for mounting on either side for operation by both left and right-handed users.



With straight saw blade for universal use in horticulture and landscaping, as well as the construction industry.

PR 24

24 cm, 305 g

Branches up to 100 mm in diameter

Order No. 0000 881 8701

PR 33

33 cm, 370 g

Branches up to 150 mm in diameter

Order No. 0000 881 8702



With a curved saw blade for pressure-free sawing, including in tree maintenance work.

PR 27 C

27 cm, 358 g

Branches up to 120 mm in diameter

Order No. 0000 881 8703

PR 33 C

33 cm, 391 g

Branches up to 150 mm in diameter

Order No. 0000 881 8704

PH 10 hedge trimmers



54 cm, 1,050 g. For soft to extremely tough hedges and shrubs. Specially coated and corrosion-resistant serrated blades with sap grooves, tool-free adjustment of the blade connection, beechwood handle, impact absorber.

Order No. 0000 881 3671

PR 16 folding saw



16 cm saw blade, 160 g, branches up to 65 mm in diameter. For quick and precise sawing. Three-sided Japanese toothing, impulse hardened, chrome-plated steel, conical blade shape, ergonomic soft handle, folding saw blade, corrosion-resistant.

Order No. 0000 881 8700

For further accessories such as filing kits and files for saw chains, see page 70 onwards.

Hookaroon



107 cm, 1,300 g. For shifting and moving logs. Serrated back edge for a better grip on frozen wood, ash handle.

Order No. 00008812907

Felling levers



For tipping the tree over the felling hinge in the intended direction. With a cant hook for turning logs. Made from a special steel alloy.

80 cm, approx. 1,800 g
Order No. 0000 881 2701

130 cm, approx. 3,400 g
Order No. 0000 881 2700

Cant hook for storage area use



127 cm, approx. 3,600 g. For turning logs, particularly suitable for big timber. Serrated mount, conical sleeve, hand-forged hook, ash handle.

Order No. 0000 881 2604

Spike to suit (not pictured)

Order No. 0000 881 2615

Drag hook FZ 10



For dragging logs, with a ground tip for hooking into logs more easily. High-quality, hardened steel, comfort handle.

Order No. 0000 881 2907

Pulp hook FP 10



For lifting, transporting and piling up plywood. Comfort handle.

Order No. 0000 881 4401

Sharpening stone and whetstone



For pruning shears, secateurs and hedge trimmers as well as precision grinding of bush hooks, debarking irons and axes. Two-sided with coarse and fine grain, for use with oil or water.

Order No. 0000 881 6001

3-in-1 sharpening tool



Can be used for pruning shears and secateurs, axes and hatchets, as well as blades and household shears. Ergonomic design for ease of use and a professional sharpening result.

Order No. 0000 881 9801






Hand lifting tongs FP 20



Jaw size 20 cm. For moving wood, with an angled comfort handle. Hardened tips.

Order No. 0000 881 3005



	Order number	Length (cm)	Weight (g)	Material axe handle	Delimbing	Felling with an axe	Lighter/mid-range cleaving (kindling, 30 cm long, diameter up to 30 cm)	Mid-range/heavier cleaving (35 cm long, diameter up to 50 cm)	Cleaving metre-length logs and heavy wood (with cleaving wedges if necessary)	Felling with a wedge (aluminium or plastic)
Classic										
AX 6 forestry hatchet 	0000 881 1969	40	600	Ash	+	-	+	-	-	-
AX 10 forestry axe 	0000 881 1971	60	1,000	Ash	++	+	+	-	-	-
Cleaving axes Optimum cleaving results with minimum effort thanks to wedge-shaped head.										
AX 28 CS cleaving axe 	0000 881 2014	80	2,800 ^①	Hickory	+	-	+++	+++	-	+
Cleaving hammer Forged hammerhead with reversible tip. Extra large striking surface for safer handling when driving in aluminium and plastic wedges.										
AX 33 CS cleaving hammer  	0000 881 2011	90	3,300 ^①	Hickory	-	-	++	+++	+++	+++

Classic



- Beautifully engineered range in the classic design: sustainable, functional and robust
- Hardwearing finish: stainless steel, durable woods

Tradition









- Each one-of-a-kind model is of the highest quality, in an exclusive design
- Hand-forged tool heads made from premium special steel, double-waxed handles made from mountain ash.

High-tech



- Particularly light, robust, durable and weatherproof.
- The axe head is made from coated C60 steel, non-slip coated surface on the lower area of the handle, excellent weight distribution

	Order number	Length (cm)	Weight (g)	Material axe handle	Delimbing	Felling with an axe	Lighter/mid-range cleaving (kindling, 30 cm long, diameter up to 30 cm)	Mid-range/heavier cleaving (kindling, long, diameter up to 30 cm)	Cleaving metre-length logs and heavy wood (with cleaving wedges if necessary)	Felling with a wedge (aluminium or plastic)
Tradition										
AX 7 T forestry hatchet 	0000 881 1966	40	700	Mountain ash	++	–	+	–	–	–
AX 12 T forestry axe 	0000 881 1967	70	1,200	Mountain ash	++	++	++	–	–	–
AX 28 T cleaving axe 	0000 881 1968	85	2,750	Mountain ash	+	+	++	+++	+	++
High-tech										
AX 6 P forestry hatchet  ^①	0000 881 6800	37	640	Polyamide	++	–	+	–	–	–
AX 15 P forestry axe  ^①	0000 881 1966	73	1,450	Polyamide	++	++	++	+	–	–
AX 20 PC cleaving axe  ^①	0000 881 6600	75	1,950	Polyamide	+	+	+++	++	–	+

+ Suitable
++ Very suitable

+++ Highly suitable
– Not recommended

① Includes 300 g impact protection sleeve

② A retrofittable replacement handle kit with impact protection sleeve is available for these hand tools – get in touch with your specialist dealer

③ With nail puller

Replacement handle

(not pictured)

For cleaving axes. With sleeve, plate and screw.

Order No. 0000 881 2146

Replacement handle

(not pictured)

For AX 33 CS cleaving hammer. With sleeve, plate and screw.

Order No. 0000 881 2012



Forest tape measures



Automatic: self-retracting, metal casing.

Length 25 m

Order No. 0000 881 0801



15 m long. Automatic Plus: self-retracting, easy to span, plastic casing.

Order No. 0000 881 0802

Tape measure holder



For all STIHL forest tape measures. Made from sturdy plastic.

Order No. 0000 881 0701

PRO marker



12 cm long. Marking chalk for dry and wet wood. Strong pigmentation, weather- and light-resistant, highly break-resistant, 12 pieces per pack.

Colour	Order No.
Red	0000 881 1500
Green	0000 881 1501
Yellow	0000 881 1502
Black	0000 881 1503
	0000 881 1504

Chalk holder



Highly visible colour. Metal chalk clamp, impact-resistant and very sturdy plastic housing (ABS), for 11 – 12 mm diameter chucks.

Order No. 0000 881 1602

Case for chalk holder



With belt loop. Insulated, padded, plastic backing with leather front.

Order No. 0000 881 0518

Leather tool belt



4 cm wide, 125 cm long. Extremely hardwearing, long-lasting, approx. 3 mm thick cowskin leather. Double prong buckle.

Colour	Order No.
Brown	0000 881 0600
Black	0000 881 0602

Tool bag



Made of flexible PVC with a foam back and leather trim. Holds small items, tools, first-aid kit and tape measure.

Order No. 0000 881 0516

2-in-1 laser ②



Felling direction indicator and cutting guide in one. For cutting short pieces of wood without complicated measuring, can be used as a felling direction indicator to check the cuts and felling direction, demonstration video on DVD. Choose the right retainer for your chainsaw. For more detailed information about holders, see page 49.

Order No. 1143 400 0200

Multi-purpose sheaths



Easy-to-reach storage of wedges and tape measure. Insulated, padded back.

Order No. 0000 881 0514



A man with a beard, wearing an orange safety helmet with a clear visor and an orange high-visibility jacket, is smiling. He is holding a chainsaw. He is wearing black and orange gloves. Another person in similar gear is partially visible on the right. The background is a blurred green forest.

**Work
comfortably...
even when
hard at it.**



We offer personal protective equipment for your individual needs, enabling you to approach your work without stress. Our durable materials ensure the protection you need while also being very comfortable to wear.

Work clothing for when using a saw	217
» Overview	222
Work clothing for when using power tools	224
High-visibility clothing	226
Weatherproof clothing and functional clothing	227
Measurements and sizes	228
Face, ear and head protection, safety glasses, and work gloves	230



Technology

1 Hard-wearing high-tech fibres

Our personal protective clothing features exclusive functional details and materials developed in-house with the user in mind. Our hard-wearing high-tech fibres are a perfect example. They provide a high level of protection against injuries, water, wind and cold without compromising breathability. No matter how hard you work, STIHL forestry and protective clothing guarantees a pleasant working environment.

2 Carefully designed concept

Useful technology can be found throughout our functional clothing. Our clothing engineers are constantly transforming user requirements into practical solutions. These include individually-adjustable ventilation openings for the ideal moisture-handling properties, specially-reinforced fabric in areas subject to particular stress such as knees and elbows, and patent-pending innovative solutions for special applications.

Comfort

3 Wearing comfort, care and health protection

STIHL protective clothing can even be washed at 60 degrees Celsius and spun at a maximum of 400 revolutions per minute. This makes it easier to remove stubborn stains such as specks of resin. To ensure our clothing is not just easy to wash but also desirable to wear, we carry out extensive tests to check the usability of our products. We especially focus on user comfort and freedom of movement through the use of 'stretch' materials, comfortable waistbands and elasticated fabrics in the crotch. The selected outer fabrics provide a very high level of UV protection. The skin-friendly quality of the selected materials is certified by OEKO-TEX® Standard 100.

4 Extensive range of sizes from STIHL

STIHL also offers clothing in half sizes and made to measure. You can choose from comfortable or form-fitting cuts depending on your personal preference. This ensures that your forestry protective clothing always fits you absolutely perfectly. Our premium outfits are also ideal for women. They are available in special women's versions or in unisex cuts (ADVANCE trousers).

	Cut protection trousers and chaps (depending on model)	Leather cut protection boots (depending on model)	Rubber cut protection boots (depending on the model)	Cut protection jacket (depending on the model)	Cut protection gloves (depending on model)
Cut protection classes					
Cut resistance/class 0 ($\hat{=}$ 16 m/s^①)	–	–	–	–	•
Cut resistance/class 1 ($\hat{=}$ 20 m/s^①) (AS/NZS 4453:1997)	•	•	•	•	•

Cut protection areas on cut protection clothing

Design A



Design C



For more information about cut protection, see page 256.

No personal protective equipment can provide absolute protection from injury. Nor is it a substitute for safe working practices. It is therefore essential to follow the safety instructions in the user manuals for both personal protective equipment and power tools, as well as applicable accident prevention guidelines.

Safety

5 Cut protection and warning colours

Product safety is paramount for STIHL. The use of large areas of fluorescent orange material and reflective elements ensure that you are visible at work, even in poor lighting conditions. Our cut-resistant inlays have been specially designed for each garment to ensure that even the lightest outfits provide excellent protection. Our products are inspected according to strict internal criteria and in regular product inspections. These tests are always performed by very exacting certified European institutes such as the SMP in Sweden or the KWF in Germany. In addition, we work closely with our suppliers and regularly audit their performance.



Please note that not all products are equipped with the features listed here. Only the most important features are described on this page. For further explanations and information, see page 246 onwards or online at: www.stihl.com.au.

^① Chain speeds in test conditions cannot be applied exactly in practice. (The maximum chain speed of a chainsaw cannot be used as a basis here.)



Work clothing for when using a saw

- For professional forestry workers, arborists, land and forest owners, and those who cut their own firewood
- For optimal protection during forestry work
- Comfortable to wear thanks to innovative materials and precise workmanship



FUNCTION series

Do you enjoy working outdoors and occasionally use a chainsaw in the forest? Then the forestry protective clothing in the FUNCTION series is the right gear for you. Specially designed for beginners and occasional users, the clothing offers certified cut protection and plenty of practical solutions such as versatile pockets and comfortable ventilation openings.

ECONOMY PLUS trousers



Only while stocks last!



With eye-catching, contrasting inserts. With certified cut protection AS/NZS 4453:1997, anthracite and high visibility orange, preformed knee for freedom of movement, back pocket, tape measure pocket, two slit pockets. Trousers with buttons for braces. Overalls with button fastening on the side, breast pocket and fly with concealed buttons.

Size	Order No.
XS	0088 342 0244
S	0088 342 0248

FUNCTION Universal trousers

NEW



Breathable material that is very comfortable to wear, available in anthracite, black and high-visibility orange. Tested cut protection in accordance with AS/NZS 4453:1997, freedom of movement in the seat and crotch, kidney protection, thorn protection both on the front and rear part of the leg area. Ventilation material on the back of the upper thighs. KWF Utility Value test currently pending

Size	Order No.
M	0088 342 0852
L	0088 342 0856
XL	0088 342 0860
XXL	0088 342 0864

Government & Utility Trousers



Fire resistant / electrical arc thermal protection. Feature 6 layers of advanced hi-tech cut resistant fabric that provides enhanced protection from chainsaw injuries (meets AS/NZS 4453:1997). Suited for the professional user working where there is a risk of fire or other thermal hazards. Fire retardant treated cotton / nylon outer material for protection from thermal hazards, flame etardancy of the fabric meets the requirements of ASTM F1506. Metal free, low conductivity design meets ENA NENS 09-2014, high visibility reflective leg stripes compliant to AS/NZS 4602.1:2011. Fully washable at 40°C.

Colour: Navy

Size	Order No.
S	7004 884 6904
M	7004 884 6905
L	7004 884 6906
XL	7004 884 6907

Colour: Hi-vis orange

Size	Order No.
S	7004 884 6900
M	7004 884 6901
L	7004 884 6902
XL	7004 884 6903





ADVANCE series

Do you care about maximum quality in every detail and make no compromises with your gear? With forestry protective clothing from the ADVANCE series with certified cut protection, you are perfectly equipped for the forest or the treetops. Particularly light, high-tech fibres ensure that the clothing is lightweight, breathable and provides excellent protection from rain and cold. Elastic inserts, practical ventilation openings and well-thought-out pocket solutions are a given. All trousers and jackets in this series go together very well based on the temperature and type of use. This allows you to assemble your gear to meet your specific requirements.

ADVANCE X-Flex trousers



Made from ultra-light, extremely breathable AVERTIC™ pro lite cut protection material (AS/NZS 4453:1997), developed exclusively for STIHL. This six-layer material is approx. 20% lighter than the material used in ADVANCE clothing. Black and high-visibility orange, special crotch construction for freedom of movement, extraordinarily hard-wearing outer fabric, elastic and breathable, elasticated and waterproof knee protection, thorn and water protection in the lower leg area, dirt resistant, long ventilation zips on the back of the legs.

Size	Order No.
XS	0088 342 0344
S	0088 342 0148
M	0088 342 0152
L	0088 342 0156
XL	0088 342 0160
XXL	0088 342 0164

ADVANCE X-Shell jacket



Developed and manufactured by Schoeffel exclusively for STIHL. Highly elastic, fast-drying and warm. Black areas are water-resistant and breathable, coloured zones are waterproof and breathable. Breast pocket, inner pocket and abrasion protection on the shoulders and two side pockets. Goes very well with HS Multi-Protect and FS 3Protect protective trousers. High-visibility orange: With arm pocket, reflective piping and large STIHL logo on the back.

Size	Order No.
XS	0088 579 0044
S	0088 579 0048
M	0088 579 0052
L	0088 579 0056
XL	0088 579 0060
XXL	0088 579 0064

ADVANCE X-Light trousers

Made from ultra-light, extremely breathable AVERTIC™ pro lite cut protection material (AS/NZS 4453:1997), developed exclusively for STIHL. This six-layer material is approx. 20% lighter than the material used in ADVANCE clothing. Black, special ventilation fabric on the back of the leg makes this clothing perfect for hot days, fully elasticated crotch with ProElast, closable pockets, long zip makes the overalls easy to put on and take off, reflective areas for better visibility.



Size	Order No.
S	0088 342 0748
M	0088 342 0752
L	0088 342 0756
XL	0088 342 0760
XXL	0088 342 0764



Government & Utility Chaps



Fire resistant / electrical arc thermal protection. Feature 6 layers of advanced hi-tech cut resistant fabric that provides enhanced protection from chainsaw injuries (meets AS/NZS 4453:1997). Suited for the professional user working where there is a risk of fire or other thermal hazards. Fire retardant treated cotton / nylon outer material for protection from thermal hazards, flame retardancy of the fabric meets the requirements of ASTM F1506. Metal free, low conductivity design meets ENA NENS 09-2014, high visibility reflective leg stripes compliant to AS/NZS 4602.1:2011. Fully washable at 40° C. Adjustable, quick release leg clips with snag-resistant calf covers, quick release belt, adjustable from 75cm to 130cm, available in navy or hi-vis orange.

Colour: Navy

Size	Order No.
Short	7004 885 2100
Regular	7004 885 2101
Tall	7004 885 2102

Colour: Hi-vis orange

Size	Order No.
Short	7004 885 2103
Regular	7004 885 2104
Tall	7004 885 2105

Professional protective chaps



Designed to be worn over pants or shorts. Chainsaw protection to AS/NZS 4453:1997. Made from lightweight material with adjustable quick release clips and snag resistant calf covers, for professional users.

Colour: Navy

Size	Order No.
Short	7004 885 2106
Regular	7004 885 2107
Tall	7004 885 2108

FUNCTION chaps



For occasional chainsaw applications. Available in anthracite and high-visibility orange with a denim look, outer fabric: 65% polyester, 35% cotton, lining: 100% polyester, elastic strap for enhanced comfort, light and breathable, Y-threading of closures for fast fitting and removal, reflective STIHL logo on right, extended cut protection area, Certified to AS/NZS 4453:1997.

Length 85 cm

Order No. 0088 521 0101

Length 90 cm

Order No. 0088 521 0102



















Length 95 cm

Order No. 0088 521 0103

Length 100 cm

Order No. 0088 521 0104

Personal protective equipment



		Order number	Sizes	Colour	Certified to AS/NZS 4453:1997	Number of layers	
FUNCTION series							
	ECONOMY PLUS trousers*	0088 342 0244 0088 342 0248 0000 883 4764	XS S XXL			9	
	FUNCTION Universal trousers NEW	0088 342 0852 0088 342 0856 0088 342 0860 0088 342 0864	M L XL XXL			9	
	Government & Utility trousers	7004 884 6904 7004 884 6905 7004 884 6906 7004 884 6907	S M L XL			6	
		7004 884 6900 7004 884 6901 7004 884 6902 7004 884 6903	S M L XL				
ADVANCE series							
	ADVANCE X-Light trousers	0088 342 0748 0088 342 0752 0088 342 0756 0088 342 0760 0088 342 0764	S M L XL XXL			6	
	ADVANCE X-Flex trousers	0088 342 0144 0088 342 0148 0088 342 0152 0088 342 0156 0088 342 0160 0088 342 0164	XS S M L XL XXL				
Protective chaps							
	FUNCTION front leg protection	0088 521 0101 0088 521 0102 0088 521 0103 0088 521 0104	Length 85 cm Length 90 cm Length 95 cm Length 100 cm			6	
	Professional protective chaps	7004 885 2106 7004 885 0801 7004 885 0802	Short Regular Tall				
	Government & Utility Chaps	7004 885 2100 7004 885 2101 7004 885 2102	Short Regular Tall			6	
		7004 885 2103 7004 885 2104 7004 885 2105	Short Regular Tall				

● Available
— Not available

+ Good
++ Very good
+++ Excellent

① Please use braces with clips for models without buttons

② Only in the crotch
③ KWF Utility Value test currently pending.
*While stocks last

		Approx weight (kg) for size 52	Cut protection developed exclusively for STIHL	Elastic waistband	Ventilation openings/ventilation zips/special ventilation material	Buttons for braces  /loops for braces	Slim fit/regular fit	Elastic outer fabric/elastic inserts/in-seerts made of ProElast	Durability of outer fabric	Resistance to dirt and water	Breathability	Low temperature protection	UV protection factor EN 13758-2/UV standard 801	Quality mark 	Material
	1.3	–		–/–/–			–/–/–			+		–/60	● ^③	Outer fabric: 65% polyester, 35% cotton High-visibility orange: 70 % polyester, 30 % cotton Lining: 100% polyester	
	1.25	–	●	–/–/●	●/–	–/●	●/–/–	++	–	++	+	–/60	● ^③	Anthracite, high-visibility orange: 100% polyester Black: 65% polyester, 35% cotton Lining: 100% polyester	
	–	–	●	–/–/–	–	–/●	–/–/–	++	–	+	+	–	●	Outer fabric: 88% cotton, 12% nylon, FR treated Lining: 100% cotton, FR treated	
	–	–	●	–/–/–	–	–/●	–/–/–	++	–	+	+	–	●		
	0.99			–/–/●	●/–			+	++		–		●	Outer fabric: 75% polyester, 20% polyamide, 5% polyurethane Lining: 100% polyester	
	1.3	●	●	–/●/–	●/–	●/–	●/–/● ^②	+++	+++	+++	+	40+/-	●	Outer fabric: 89% polyester, 11% elastane Lining: 100% polyester	
	–	–	–	–	–	–	–	–	–	–	–	–	–	Outer fabric: 65% polyester, 35% cotton High visibility orange: 85% polyester, 15% cotton	
	–	●	–	–/–/–	–/–	–/●	–/–/–	+++	●	+	–	–	●	Outer fabric: 100% nylon, PU coated High visibility orange: 70% polyester, 30% cotton	
	–	–	–	–/–/–	–/–	–/●	–/–/–	++	–	+	–	–	●	Outer fabric: 88% cotton, 12% nylon, FR treated Lining: 88% cotton, 12% nylon, FR treated	
	–	–	–	–/–/–	–/–	–/●	–/–/–	++	–	●	–	–	●		



Work clothing for when using power tools

- For a safe and comfortable work environment
- Great user comfort
- High-quality design packed with extra features

Protect FS clearing saw protective trousers



With breathable impact protection. Green, outer fabric: 65% polyester, 35% cotton, lining: 100% polyester, long ventilation openings at the rear, loops for FS braces, many practical pockets.

Also available in high-visibility orange. See Protect FS, high-visibility orange on page 226.

Size	Order No.
XS	0000 888 6244
S	0000 888 6248
M	0000 888 6252
L	0000 888 6256
XL	0000 888 6260

Matching accessories



FS braces



FS leg protection

TriProtect FS clearing saw protective trousers



Triple-function trousers: impact protection, and thorn and water resistance. Available in peat, outer fabric: 65% polyester, 35% cotton, lining: 100% polyester, excellent breathability, ventilation zips on the back of the thighs, two hip pockets with zips, back pocket and tape measure pocket on the right, thigh pocket with integrated phone pocket on the left.

Size	Order No.
XS	0000 884 9444
S	0000 884 9448
M	0000 884 9452
L	0000 884 9456
XL	0000 884 9460

Matching accessories



FS braces



FS leg protection



Knee protectors

MultiProtect HS hedge trimmer protective trousers



KWF
Innovation
Prize 2016



Ideal for hedge trimming work. Available in peat, outer fabric: 65% polyester, 35% cotton, lining: 100% polyester, stretch material ensures superb freedom of movement, waterproof knee and hem areas, washed-out look outer fabric, long ventilation zips on the back, trouser legs can be zipped off to $\frac{3}{4}$ trousers, kidney protection.

Size	Order No.
XS	0088 459 0044
S	0088 459 0048
M	0088 459 0052
L	0088 459 0056
XL	0088 459 0060

Matching accessories



FS braces



HS 2-in-1 leg
protection



Knee
protectors



FS leg
protection

Matching accessories

FS braces



Orange, 82% polyester, 18% elastodiene (natural rubber), loops and back section: leather, elasticated braces with elasticated velcro, prevents chafing from the harness, suitable for all sizes.

Length 110 cm
Order No. 0000 884 1593

Knee protectors



Black, 100% polyethylene, for insertion in kneepad pockets, conforms to EN 14404, compatible with knee pockets of all standard work trousers.

Order No. 0000 884 1595

FS leg protection



EP 2465369 B1
patent^①

Black, 65% polyester, 35% cotton, 50 cm long, additional patented and breathable impact protection for extreme jobs, for insertion in the inside leg pockets.

Order No. 0000 884 1594

HS 2-in-1 leg protection



EP 2842441 B1
patent^①

Black, 100% polyester, 65 cm long. Provides highly effective protection against cutting and pinching injuries from hedge trimmers.

Order No. 0000 885 8700

Braces



Orange, 82% polyester, 18% elastodiene (natural rubber) With metal clips with plastic inlay.

Length 130 cm

Order No. 0000 884 1512

Leather tool belt



Extremely hard-wearing, long-lasting, approx. 3 mm thick cowskin leather. Width 4 cm, length 125 cm, double prong buckle.

Colour	Order No.
●	0000 881 0600
●	0000 881 0602





STIHL professional tip:



The HS leg protection is inserted into the MultiProtect HS protective trousers and protects the thigh and knee against cutting and pinching injuries when working with hedge trimmers. The protector is flexible and adapts to movements. The breathable 3D mesh material on the back section provides ventilation.



High-visibility clothing

-  Cut protection jackets for operating a chainsaw above belt level
-  High-visibility clothing for good visibility when working on roads or train tracks, or in poor weather conditions
-  High-visibility clothing for optimal protection in any weather
-  High-visibility clothing for working with clearing saws or chainsaws

Protect FS clearing saw and high-visibility trousers



2



For working on train tracks and streets. Available in high-visibility orange, outer fabric: 70% polyester, 30% cotton, lining: 100% polyester, EN ISO 20471, protection class 2, hard-wearing outer fabric, breathable impact protection, reflective strips and long ventilation openings at the rear, loops for FS braces. The patented FS leg protection for extreme work conditions can be inserted inside the leg pockets. Optional extras: FS braces and FS leg protection, see page 225.

Size	Order No.
------	-----------

XS	0000 888 6144
S	0000 888 6148
M	0000 888 6152
L	0000 888 6156
XL	0000 888 6160



Weatherproof clothing and functional clothing

- Protection against rain, wind and snow
- Breathable, functional clothing, ideal for physically demanding work
- Moisture wicking from the inside to the outside

Raintec weather-proof clothing

With welded seams and water-repellent zips. Black and high-visibility orange, reflective piping, EN 343 class 3 (top class) for breathability: RET < 10 m² PA/W, water column: > 10,000 mm.



Only while stocks last!

Jacket

Long ventilation openings under the arms, large areas of high-visibility orange, large, reflective STIHL logo on the back, adjustable softshell collar, foldaway hood with brim, outer layer: 75 % polyester, 25 % polyurethane, membranes: 100 % polyurethane, lining: 100 % polyester.

Trousers

Ventilation zips on the thighs, side zip makes the trousers easier to put on, ventilation openings at the hip provide access to work trousers, proven thorn resistance made of ACTION ARCTIC material in vulnerable areas, practical thigh pocket, outer fabric: 70 % polyester, 30 % polyamide, membranes: 100 % polyurethane, lining: 100 % polyester.

Black – graphic in silver

Size	Order No.
S	0000 885 1148
M	0000 885 1152
L	0000 885 1156
XL	0000 885 1160
XXL	0000 885 1164

Black – graphic in silver

Size	Order No.
S	0000 885 1048
M	0000 885 1052
L	0000 885 1056
XL	0000 885 1060
XXL	0000 885 1064

Personal protective equipment

ADVANCE functional clothing

With knitted chainsaw motif. UV protection EN13758-1: 50+, outer fabric: 60% polyester, 34% polyamide, 6% elastane, fibre contains a biocidal product, seamless knitted inserts for a good fit and optimum body temperature, very good moisture wicking, quick-drying thanks to different waterproof or water-absorbing materials on the inside and outside, anti-bacterial silver ions.



Short-sleeve functional shirt

With round neck.

Black

Size	Order No.
S	0088 585 0048
M	0088 585 0052
L	0088 585 0056
XL	0088 585 0060
XXL	0088 585 0064



Long-sleeved functional shirt

Zip, thumb loops, ribbed padding on the shoulders, elbows and lower arms.



Black

Size	Order No.
S	0088 888 6048
M	0088 888 6052
L	0088 888 6056
XL	0088 888 6060
XXL	0088 888 6064



Functional trousers

Thermal functional zones on the seat and back of the legs, ribbed padding on the knees and shins.



Black

Size	Order No.
S	0000 888 5948
M	0000 888 5952
L	0000 888 5956
XL	0000 888 5960
XXL	0000 888 5964

DYNAMIC Mag Cool functional t-shirt



With MS 661 C-M graphic. Outer fabric: 100% polyester, extremely functional, wicks moisture away from the body, breathable, quick-drying, odour-neutral.

Black

Printed in silver

Size	Order No.
S	0088 302 0048
M	0088 302 0052
L	0088 302 0056
XL	0088 302 0060
XXL	0088 302 0064

DYNAMIC Mag Cool functional t-shirt



With MS 661 C-M graphic. Outer fabric: 100% polyester, extremely functional, wicks moisture away from the body, breathable, quick-drying, odour-neutral.

Orange

Printed in black

Size	Order No.
S	0088 302 0148
M	0088 302 0152
L	0088 302 0156
XL	0088 302 0160
XXL	0088 302 0164

Mag Cool t-shirt*

Attractive and sporty t-shirts with special, quick-drying breathable material to transport the moisture away from the body. Comfortable to wear and easy to clean.



Black

Size	Order No.
S	7009 871 0140
XL	7009 871 0143
XXL	7009 871 0177

High visibility orange

Size	Order No.
S	7001 883 2800
XL	7001 883 2803
XXL	7001 883 2804

V-shirt

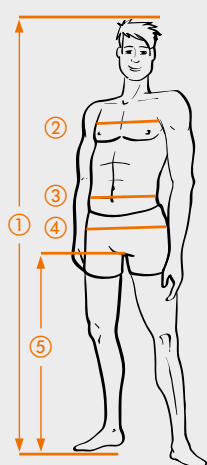


Short sleeve V-neck t-shirt with orange piping down the arms and STIHL logo on chest. 100% cotton.

Black/Orange

Size	Order No.
S	0464 035 0005
L	0464 035 0007
XXL	0464 035 0009

Dimensions for standard and custom clothing



- ① **Height**
from top of head to sole of foot
- ② **Chest circumference**
running horizontally around the body at the widest point of the chest
- ③ **Waist circumference**
around the waist, without tightening
For trousers: waistband circumference (at trouser waist)
For overalls: stomach circumference (at navel)
- ④ **Seat circumference**
at the widest point of the seat
- ⑤ **Inseam**
measured from the crotch to the ground

Stand upright, with a relaxed posture. Ask a second person to measure you.

For **standard clothing** the chest circumference, waist circumference, seat circumference and inseam are needed.

For **custom sizes**, we require all listed measurements. Prices and terms of delivery for custom sizes are available from your local authorised STIHL dealer.

Your jeans size – **waist** and **length** – is also a good way to estimate your correct size.

Measurement chart for the following styles:

ECONOMY PLUS, ADVANCE X-Flex, ADVANCE X-Shell, ADVANCE Climbing, Protect, Protect471, 3Protect, Multi Protect, Raintec, ADVANCE Baselayer, STIHL TIMBERSPORTS® Collection.

Normal international sizes (jackets and pants)						
International sizes	XS (42–44)	S (46–48)	M (50–52)	L (54–56)	XL (58–60)	XXL (62–64)
Waist in inches	24–28	28–32	32–36	36–40	40–44	44–48
Length in inches	30	32	32	34	34	34
Height ^① in cm	164–170	170–176	176–182	182–188	188–194	188–194
Chest circumference ^② in cm	80–88	88–96	96–104	104–112	112–120	120–128
Waist circumference ^③ in cm	61–71	71–81	81–91	91–101	101–110	110–120
Seat circumference ^④ in cm	84–92	92–100	100–108	108–116	116–124	124–132
Inseam ^⑤ in cm	78	81	83	85	86	86

Measurement chart for the following styles:

All Chaps, Professional Protective Pants (blue) and Government and Utility Protective Pants (all).

Sizes	Waist circumference in cm	Length cm	Waist circumference in inches	Length inches
Chainsaw chaps and pants				
Short	–	95	–	37.5
Regular	–	100	–	39.5
Tall	–	105	–	41.5
Small	77-84	–	30–33	–
Medium	85-92	–	33–36	–
Large	93-100	–	36–39.5	–
X-large	101-108	–	39.5–42.5	–




STIHL professional tip:




The better your trousers fit, the better protection they give you.



Face, ear and head protection, safety glasses, and work gloves

-  Protects your head, ears and face from engine noise, wood chips and pebbles
-  Adjustable combined face and ear protection
-  The appropriate ear, eye and hand protection for your individual needs

Hush buddies



Banded earbuds with a low protection level – 19 dB(A)

Order No. 7004 884 0508

Ear protectors with Bluetooth (BT)

Suitable for a wide variety of uses, such as with a smartphone, Bluetooth 4.0, separate AUX input, battery runtime up to 38 hours, EN 352, SNR 29.

NEW

Available from Spring 2018!



DYNAMIC BT ear protectors

Order No. 0000 884 0519

Professional earmuffs – overhead



STIHL ComfortMAX professional earmuffs for high noise situations – 32 dB(A). Padded head band, fully adjustable.

Order No. 7004 884 0504

Professional earmuffs – overhead



STIHL ComfortMAX homeowner earmuffs for medium noise situations.

Order No. 7004 884 0503

Homeowner earmuffs – neck band



Suitable for hat wearers. STIHL ComfortMAX homeowner earmuffs for medium noise situations.

Order No. 7004 884 0506

Replacement earmuffs – for helmets



Homeowner

Order No. 7004 884 0406

Professional

Order No. 7004 884 0407

**Helmet sweatband –
terry towelling**




Order No. 7004 884 0103

**Helmet sweatband –
lambswool**



Order No. 7004 884 0104

**Replacement
sweatpads –
for earmuffs**



Order No. 7004 884 0401

**Replacement ear pads
– hygiene kit**



Order No. 7004 884 0400

Breakable chin strap



Order No. 7004 884 0106

**Multi fit visor –
steel mesh**



Certified to
AS/NZS.1337.1:2010
Medium impact rating

Order No. 7004 884 0201

**Visor holder for
 earmuffs**



To suit face guard kits.

Order No. 7004 884 0404

**Visor holder for
helmet**



To suit helmet kits.

Order No. 7004 884 0403

**VisionMAX safety
glasses**



Fashionable safety glasses
with anti-scratch lenses,
padded nose bridge and
grip arms for added comfort.
Medium impact rating[Ⓢ],
certified to AS/NZS 1337.1

Smoked

Order No. 7004 884 0303

**VisionMAX+ safety
glasses – polarised**



Polarised fashionable safety
glasses with anti-scratch
lenses, padded nose bridge
and gripped arms for added
comfort. Medium impact
rating[Ⓢ], certified to AS/NZS
1337.1. Polarised lenses
reduce glare, comes with
microfibre protective bag.

Polarised

Order No. 7004 884 0304

VISION safety glasses



Lightweight, comfortable
safety glasses with
anti-scratch lenses.
Medium impact rating[Ⓢ],
certified to AS/NZS 1337.1

Clear

Order No. 7004 884 0300

Mirrored

Order No. 7004 884 0301

Smoked

Order No. 7004 884 0302

[Ⓢ] When working with brushcutters, edge trimmers, clearing saws, blowers/mistblowers
and cut-off saws, eye protection (AS/NZS 1337.1 compliant) must always be worn!

Personal protective equipment


Helmet sets

	Order number	Colour	Ear protection	EN number	Face protection	Helmet shell
FUNCTION series						
FUNCTION Basic NEW Available from March 2018! 	0000 888 0803	●	SNR 24 (H:27; M: 22; L:15) (106 dB(A))	352, 397, 1731	Nylon mesh	HDPE
ADVANCE series						
ADVANCE X-Vent NEW Available from Spring 2018! 	7004 884 0109	●	SNR 28 (H:34; M:25; L:18) (109 dB(A))	352, 397, 1731	Etched metal, very high light penetration	ABS
Special						
Helmet 	7004 884 0100	●	—	AS/NZS 1801	—	ABS
Homeowner helmet kit 	7004 884 0101	●	90/100 dB(A)	AS/NZS 1801 1270: 2002	Spring steel mesh, very high light penetration	ABS
Professional helmet kit 	7004 884 0102	●	110/120 dB(A)	AS/NZS 1801 1270: 2002	Spring steel mesh, very high light penetration	ABS
DYNAMIC Light 	0000 883 9102	●	SNR 21 (H:22; M:18; L:16) (101 dB(A))	166, 352, 397	Integrated safety glasses	PC





● Fitted as standard

— Not available






⊙ Available as an accessory (not included in helmet set)

	Inner fittings	Adjustable ratchet	Ventilation	Sweatband	Quality mark 	Light penetration	Rain gutter
	6-point	–	Slits	Functional textile	–	61 %	●
	6-point	●	Slits	Synthetic leather	–	70–80 %	–
	6-point	–	Slits	Terry towel	–	–	–
	6-point	–	Slits	Terry towel	–	–	–
	6-point	●	Slits	Lambswool	–	–	–
	6-point	●	Slits	Functional textile	–	–	–

Personal protective equipment

	Sizes	Order number	Material	Fit/cut	Sensitivity	Durability	Low temperature protection	Cuff	Special features
FUNCTION series									
Protective gloves									
SensoGrip FUNCTION 	M = 9 L = 10 XL = 11	0000 884 1182 0000 884 1183 0000 884 1184	Knit with polyurethane dipping	+++	+++	+	–	Elastic	Good grip, good water protection
Universal FUNCTION 	Universal size	0000 884 1118	Cowskin leather/canvas back	+	+	++	–	Open cuff	Long cuff
DuroGrip FUNCTION 	S = 8 M = 9 L = 10 XL = 11	0088 611 0108 0088 611 0109 0088 611 0110 0088 611 0111	Knit with latex dipping	++	+	+++	++	Elastic	Good (wet) grip, good water protection
Cold-protection gloves									
ThermoGrip FUNCTION 	S = 8 M = 9 L = 10 XL = 11	0088 611 0308 0088 611 0309 0088 611 0310 0088 611 0311	Knit with latex dipping	++	+	+++	+++	Elastic	Good (wet) grip, good water protection
Cut protection gloves									
Protect MS FUNCTION 	S = 8 M = 9 L = 10 XL = 11	0000 883 1508 0000 883 1509 0000 883 1510 0000 883 1511	Cowskin leather/textile back	+	+	+++	++	Elastic	Cut protection class 0
DYNAMIC series									
Protective gloves									
DYNAMIC Duro 	S = 8 M = 9 L = 10 XL = 11	0000 884 1192 0000 884 1193 0000 884 1194 0000 884 1195	Cowskin leather	++	+	+++	–	Open cuff	All-round leather
DYNAMIC SensoLight 	S = 8 M = 9 L = 10 XL = 11	0088 611 0008 0088 611 0009 0088 611 0010 0088 611 0011	Sheepskin leather/textile back	++	+++	++	–	Elastic, velcro fastener	Lightweight, reflective strips

+ Good ++ Very good +++ Excellent – Not available

	Sizes	Order number	Material	Fit/cut	Sensitivity	Durability	Low temperature protection	Cuff	Special features
DYNAMIC series									
Protective gloves									
DYNAMIC Vent 	S = 8 M = 9 L = 10 XL = 11	0000 883 8507 0000 883 8500 0000 883 8501 0000 883 8502	Synthetic leather/textile back	++	++	–	–	Elastic, velcro fastener	Light, breathable
Cut protection gloves									
DYNAMIC Protect MS 	S = 8 M = 9 L = 10 XL = 11	0000 883 1512 0000 883 1513 0000 883 1514 0000 883 1515	Cowskin leather/textile back	++	++	+++	++	Elastic	Cut protection class 1
ADVANCE series									
Protective gloves									
ADVANCE Ergo 	M = 9 L = 10 XL = 11	0000 884 1179 0000 884 1180 0000 884 1181	Sheepskin leather/textile back	+++	+++	++	–	Elastic, velcro fastener	Reflective strips
ADVANCE Ergo FS 	M = 9 L = 10 XL = 11	0000 883 8504 0000 883 8505 0000 883 8506	Cowskin leather	+++	++	+++	–	Velcro fastener	Impact protection, reflective strips
ADVANCE Ergo MS 	S = 8 M = 9 L = 10 XL = 11	0088 611 0208 0088 611 0209 0088 611 0210 0088 611 0211	Cowskin leather/textile back	+++	+++	++	–	Elastic, velcro fastener	Breathable, reflective strips

All gloves comply with the EN 388 and EN 420 standards.

Water and mud...
ideal conditions
for a good mood.





Experience adventure and be one with nature – all the time, and everywhere. With products from our brand shop, it's easy to do. Whether functional or stylish clothing, accessories, or real collector's items, young and old STIHL fans alike can shout about their passion with our fan merchandise.



For wild kids

Playing in the woods, building dens and finding treasure? for imaginative kids who relish new experiences and want to copy the adults, we have everything that makes children's hearts beat faster. Even babies aren't left out.

Battery-operated toy chainsaw



From 3 years, battery-operated, chainsaw noise – adjustable volume, revolving rubber chain, total length 40 cm, batteries included.

Order No. 0464 934 0000

Battery-operated toy brushcutter



From 3 years, battery-operated, clearing saw noise – adjustable volume, length adjustable from 86 to 107 cm, batteries included.

Order No. 0464 937 0000



For collectors

We've been making chainsaws since 1926. That's a lot of history. Travel back into our company's past, and discover our origins and our legendary chainsaws.

Men's heritage t-shirt*



100% cotton, historical STIHL company logo printed on the front.

Mottled grey

Size	Order No.
S	0464 002 1548
M	0464 002 1552
L	0464 002 1556
XL	0464 002 1560
XXL	0464 002 1564

Baseball cap



Black, 100 % polyester, 3D STIHL stick, adjustable size.

One size fits all

Order No. 0464 015 0030

Heritage cap



Dark green, 100% cotton, washed-out look, historic STIHL company logo printed on the front.

One size fits all

Order No. 0464 021 0082

"CONTRA" trucker cap



Cream white, red brim, dark green mesh material, 100% polyester, circular "STIHL CHAINSAWS" badge attached.

One size fits all

Order No. 0464 021 0083

Trucker Cap



Trucker style cap with black mesh and peak and white padded front with STIHL TIMBERSPORTS® "KISS MY AXE" motif.

One size fits all

Order No. 0464 021 0050

* While stocks last.



home

For those who are happiest at home

Make the most of your home. With a few attractive accessories you can transform your house and garden into a place where everyone wants to be. Three cheers for your home!

Keyring



Made of felt. 20 x 4 cm.

Order No. 0464 120 0030

Chainsaw keyring with sound



10 cm, batteries included.

Order No. 0464 113 0000

Forestry worker "Jack" keyring



Size 6 cm.

Order No. 0464 107 0000

Car boot protective mat



With Velcro.
100 x 80 cm.

Order No. 0464 061 0030

Backpack



20 litre volume. Integrated rain protection, large inner pocket, inner zip pocket, reflective stripes. 47 x 30 x 18 cm.

Order No. 0464 853 0030


Lunch box



17 x 12.6 x 6.8 cm

Order No. 0464 259 0010





STIHL fan

For real STIHL fans

STIHL is more than just a chainsaw brand. STIHL is enjoying working in nature and a passion for technical details.

Beanie



Black and orange, outer fabric: 50% cotton, 50% acrylic, lining: Fleece for added warmth.

One size fits all

Order No. 0464 018 0020

"STIHL" backpack



Black, PU-coated polyester/nylon, size: 53 x 32 x 24 cm, approx. 30 l, a variety of storage options, mesh back for air circulation, drink system preparation, compression belt, watertight zips.

Order No. 0988 710 0000

Only a selection of our extensive STIHL brand shop range is shown here. More products are available from your specialist dealer. Design, technology and appearance are subject to change.



For lovers of the great outdoors

Getting out of town, leaving the daily grind. Looking for adventure in the mountains, woods and wilderness. If your passion is for authentic and unspoiled nature, we have a specially selected range of handy equipment.

Small first aid kit



With plasters, gauze bandage, two rain ponchos and disposable gloves.

Order No. 0464 865 0030

Pocket knife



With locking mechanism. 10.5 cm closed, case with belt loop included.

Order No. 0464 186 0010



For real TIMBERSPORTS® fans

The STIHL TIMBERSPORTS® series is the premiere league of lumberjack sports. If you want to show your passion for this spectacular championship series when you're out and about, our fan gear is just what you need.

Down vest



Black, 100% nylon with down filling, windstopper sides, prints and embroidery in grey and orange, inner document pocket, phone pocket.

Size	Order No.
XS	0980 200 0004
M	0980 200 0006
L	0980 200 0007
XL	0980 200 0008
XXL	0980 200 0009

Shorts

Only while stocks last!



Perfect for all kinds of activities. Colour: grey, 100% cotton, good fit, adjustable elastic waistband, sporty design, many pockets.

Size	Order No.
S	0980 510 0000
XXL	0980 510 0004

Outdoor jacket



Light and warm jacket in a woollen look. Colour: anthracite, 80% wool, 20% viscose, orange hood lining made of 100% polyester, inner collar and jacket lining made of fleece, hood lining can be removed with a zip and press studs, air trap on the sleeves, side pocket with zip, pockets with zip tags, document pocket with press stud, mobile phone pocket with Velcro, metal badge with STIHL TIMBERSPORTS® embossed on the left sleeve.

Size	Order No.
XS	0988 701 0044
S	0988 701 0048
M	0988 701 0052
L	0988 701 0056
XL	0988 701 0060
XXL	0988 701 0064

"man of STIHL" t-shirt



Casual fan shirt with a distinctive print. Colour: green, 100% cotton, neck-band with coloured contrast stripes, different prints: graphic chainsaw print, "man of" text in flock print, STIHL logo in normal print, STIHL TIMBERSPORTS® logo above the waistband.

Size	Order No.
XS	0988 705 0044
S	0988 705 0048
M	0988 705 0052
L	0988 705 0056
XL	0988 705 0060
XXL	0988 705 0064

Hoodie



Sporty and comfortable hooded jumper. Colour: anthracite, 100% cotton, inner hood and decorative stitching in a contrasting colour, thick cords, STIHL TIMBERSPORTS® logo as a patch.

Size	Order No.
XS	0988 723 0044
S	0988 723 0048
M	0988 723 0052
L	0988 723 0056
XL	0988 723 0060
XXL	0988 723 0064

Holdall



Black, shiny, water-resistant three-layer tarpaulin fabric, capacity approx. 60 litres, shoulder strap, can also be used as a rucksack.

Order No. 0988 711 0000

Lanyard



Handy helper for all outdoor activities. Colour: green, 100% polyester with sewn on felt strip, safety closure and clip closure made of silver-coloured plastic, metal snap hook, STIHL TIMBERSPORTS® logo print.

Order No. 0988 717 0000



1 Battery tools

Battery models

The lithium-ion symbol designates STIHL and VIKING tools that use innovative battery technology. All batteries contain only selected lithium cells which meet high safety standards. They can be fully recharged up to 1,200 times with only a slight loss of capacity. The precise designation is based on the battery type and area of application as well as the type of battery build and performance.

Basic models feature a firmly installed lithium-ion battery and are charged using mains voltage. For additional comfort, the charge status is indicated by several LEDs (except on the HSA 25).

Lithium-Ion

The addition of COMPACT to a product name refers to the STIHL COMPACT battery power system range. A replaceable AK lithium-ion battery can be used in all the tools in this range. To ensure greater convenience, the charge status of these batteries is indicated by several LEDs.

**Lithium-Ion
COMPACT**

PRO is added to product names for tools that are compatible with AP and AR batteries. These batteries feature additional power output and longer life. This makes them particularly useful for professional applications.

**Lithium-Ion
PRO**

Battery quick charge system

The innovative charging process for quick chargers shortens the total charge time by up to 30% compared with a traditional charger, whilst retaining the same charging current. The process also guarantees gentle charging without overloading the battery.

Activation key

It is only possible to commission devices with an integrated battery if you have an activation key. If this is removed, there will be no power supply to the tool. The tools can be cleaned, stored and transported safely in this state.



STIHL EC technology

The brushless electric motor (EC) from STIHL is energy-efficient and almost wear-free, thanks to features including the STIHL EC electronics upstream. Acting as an intelligent switching centre, this detects the battery plugged into the tool at any point in time, and supplies the EC engine with the right power output for the battery. This ensures that the tool always has the optimum power output available – and does so consistently throughout the battery draining process.

**EC
MOTOR**

Use in the rain

STIHL battery tools with this symbol can also be used in the rain. The information signs on the tool and in the user manual must also be taken into account. Please note that rain, mist and other moisture can differ in intensity and that the tools cannot be used in extreme conditions. Keep the batteries out of salty environments and away from contaminated liquids. Dry the battery and tool after use. In general, chargers should only be used in dry areas.



Use without ear protection

Battery technology makes the tools ideal for noise-sensitive areas such as hospital gardens, parks and residential areas. Observe the information provided in the user manual.



2 Chainsaws and pole pruners

Petrol chainsaws

Master control lever

All functions, such as start, run and stop, can be operated with just one hand.

Ergonomic handle design

Allows easy handling of the saw in any working position.

Felling guide

Raised lines that act as a felling guide have been integrated into the chainsaw design for better directional control during felling.

Technology highlights

HD2 filter

The HD2 filter is made from polyethylene filter material with up to 70% finer pores than fleece and polyamide filters. As a result, it even traps very fine dust. It is also oil and water-repellent, and easy to clean.

The PET-covered round filter cartridge with quick-release lock enables the filter to be assembled and disassembled in next to no time, and without needing to use tools.



Rear hand guard

Protects the user's rear hand against branches or parts of the saw chain if they come off or break.

Compensator

This keeps the fuel-air mix constant even when the air filter becomes increasingly dirty.

Manual fuel pump

STIHL chainsaws and pole pruners with manual fuel pumps allow improved starting, requiring a reduced number of starting pulls. Pressing the primer fills the carburettor control chamber with fuel. This ensures that there is sufficient fuel present to create an ignitable air-fuel mix on starting, requiring significantly fewer starting pulls.



Controlled-delivery oil pump

Different bar lengths, wood types and sawing techniques require different amounts of oil. The controlled-delivery oil pump allows the user to select just the right amount of oil for the job at hand.

Side-mounted chain tensioning

Side-mounted chain tensioning makes it easy to tension the chain safely.



Plunge guide

For better directional control during plunge cutting jobs, raised lines that act as plunge guides have been integrated into the start-up mechanism design.



STIHL 2-MIX engine

The STIHL 2-MIX engine is both powerful and economical. Separating the exhaust emissions from the unburnt gas minimises flushing losses, and therefore increases the power output while reducing consumption.




STIHL anti-vibration system

Precisely calculated buffer zones minimise the transfer of engine and saw chain vibrations to the front and rear handles. The chainsaw therefore runs noticeably smoother. This allows the user to save their strength and work longer.



STIHL ElastoStart

Due to compression pressure, jerky stresses occur when starting internal combustion engines. The damping element in the ElastoStart special starter grip alternately absorbs and releases force according to the compression pattern. The result is smooth, even starting.



STIHL Easy2Start (E)

An even pull on the starter cord tensions the spring against the compression pressure. Stresses caused by jerky movements are avoided. The spring automatically releases the stored energy to the crankshaft, starts it moving and ensures that the engine will start reliably. This allows the starter cord to be pulled two-thirds slower.



STIHL Quick Chain Tensioning (B)

The saw chain can be tensioned quickly and easily simply by turning the adjusting wheel. Turn the adjusting wheel to the left to loosen the saw chain, turn it to the right to tighten the saw chain. The guide bar is automatically secured in place when the sprocket cover is re-tightened.



STIHL M-Tronic (M)

Fully electronic engine management regulates the ignition timing and fuel metering in all operating conditions, taking into account external conditions such as temperature, altitude and fuel quality. It consistently ensures optimum engine performance, constant maximum speed and very good acceleration performance. No manual carburettor adjustment is necessary with M-Tronic. For a cold start STIHL M-Tronic only needs one start position on the combi-lever. After starting, you can immediately power up to full speed. The amount of fuel required is precisely calculated by the system and supplied as needed. Otherwise you start as usual in position I. M-Tronic also remembers the settings from the last time the tool was used. So when external conditions are the same, full engine performance is at your disposal immediately after you restart.



Stop button function

After the machine is turned off, the control lever immediately moves back into the operating position. This allows a warm machine to be restarted immediately.



Transparent fuel tank

Allows the user to quickly and easily check the fuel level without having to open the fuel tank.

Electric chainsaws

Overload protection

In case of overload, the electric motor switches off automatically to protect against damage from overheating.

On the MSE 171 the overload button is activated. If the knob is pressed after a short period of waiting, the machine can be restarted.



3 Cutting attachments

Saw chains

Hardened rivets

Every rivet in a STIHL saw chain is induction-hardened, altering the structure of the metal lattice. The rivets therefore become harder and more resistant to wear.



Smooth joint borings

A special stamping technique is used to provide STIHL joint borings with a mirror-smooth finish. This improves the running properties of the chain and increases service life.

Hard chrome coating

All STIHL chainsaw teeth are made of special steel. A chrome coating is galvanised onto the cutter top plates for high resistance against wear. This means the teeth stay sharp for longer.



Stretching

The final production step for every STIHL saw chain involves exposure to a high and constant tensile load. This "stretching" reduces any subsequent elongation of the chain when used for the first time to an absolute minimum, increases its durability and minimises wear and tear.



STIHL Oilomatic lubrication system

Narrow oil channels in the saw chain links funnel the chain lubricant directly into the rivets. Recesses in which chain lubricant can collect are stamped into both ends of the drive links. This allows better distribution of the oil over the sliding surfaces of the guide bars and improves lubrication by 10% as compared to tools without recesses on both ends.

Guide bars

Replaceable bar nose

Should the bar nose wear out, it can be easily replaced entirely including the roller bearings (on Rollomatic ES and Rollomatic ES Light guide bars).



Lightweight guide bar

The STIHL lightweight guide bars E Light and ES Light differ in their construction. The E Light guide bars are made of electrically welded steel plates, extensively hollowed out and filled with fibreglass-reinforced polyamide. This makes the bars particularly light. With ES Light bars, the spaces are cut out and then welded using a special laser process. This produces an extremely stable hollow body with a rigid outer structure and substructure.

Both designs offer welcome savings in weight and improved chainsaw balance.

Your chainsaw's centre of gravity shifts towards your body, noticeably reducing the load on your spine.



Bar length

The actual cutting length is shorter than the specified bar length and varies depending on the chainsaw model.

STIHL Ematic System

Compared to conventional bars without Ematic, the STIHL Ematic system reduces the consumption of chain lubricant by up to 50%, depending on the type of wood and the cutting attachment used. This system comprises a STIHL Ematic or Ematic S guide bar, a STIHL Oilomatic saw chain and a variable-flow or reduced-flow oil pump. As a result, virtually every drop of chain lubricant is delivered to precisely where it's needed.



STIHL Rollomatic E

Features of the STIHL Rollomatic E (STIHL Ematic) with small (narrow radius) bar nose:

- Sprocket noses with up to 10 teeth, sprocket mount fastened with 4 rivets
- Reduced kickback
- Ideal for all-round use such as harvesting thin wood, trimming and in forestry, with chainsaws with an output of up to 3.5 kW

Features of the STIHL Rollomatic E (STIHL Ematic) with large (wide radius) bar nose:

- Sprocket noses with 11 or more teeth, sprocket mount fastened with 6 rivets
- High piercing performance
- For professional use on heavy-duty felling and bucking jobs, with chainsaws of middle or high performance above 3.5 kW

Technology highlights

Sprocket nose with sealed roller bearings

The sealed bearings prevent corrosion by blocking out dirt and grime. Less maintenance is required because the lubrication included lasts for the entire life of the guide bar. This increases the service life of the bearings by up to 80% compared to open bearings with an oil hole. The sprocket nose is replaceable.



6 Brushcutters and clearing saws

Automatic decompression

The decompression system reduces the compression pressure and thereby also the effort required to pull the starter cord, so the engine can be started more easily.

ECOSPEED

With the ECOSPEED function, you can use your clearing saw in a more economical operating mode. Simply turn the wheel to the minus direction, thereby reducing the maximum engine speed. This keeps your clearing saw running at partial throttle, though you can shift to full throttle when necessary by pressing the throttle lever, despite the set limit. Operating at partial load reduces fuel/energy consumption and means you can work much longer with one tank of fuel and a single battery charge. The centrifugal force is also noticeably lower when running at partial load compared to full capacity, making the tool easier to control.

Ergonomic bike handle

The bike handle enables a natural sweeping movement when mowing and is the best choice for mowing larger areas. Combined with an ADVANCE PLUS universal harness or ADVANCE PLUS forestry harness and the appropriate tool, it makes mowing even more effortless.



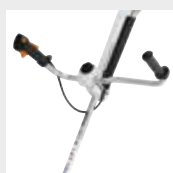
Mowing lines

Mowing lines are available in different shapes and strengths for different applications. A spiral groove embossed in the mowing line makes some of our lines quieter than conventional round mowing lines. The indentations in the surface of the line interrupt the otherwise uniform air stream. Turbulence is produced, the whistling effect is reduced and the mowing noise is considerably quieter.



Bike handle adjustment

The central clamp enables the ergonomic bike handle to be easily adjusted without tools to suit the height of the user. The handle can be rotated by 90°, making it more compact for transport and storage.



STIHL 2-MIX engine

The STIHL 2-MIX engine is both powerful and economical. Separating the exhaust emissions from the unburnt gas minimises flushing losses, and therefore increases the power output while reducing consumption.



STIHL 4-MIX® engine

The STIHL 4-MIX® engine runs on a standard petrol-oil mix (1:50). The petrol-oil mix is distributed throughout the engine via a bypass channel in the cylinder head for complete lubrication. This mix-lubricated system avoids the need for components such as an oil pump, sump and oil tank.

STIHL ElectroStart (F)

Enables users to restart the tool quickly and easily at the push of a button, at temperatures above 0°C, without having to take it off their back first.

STIHL M-Tronic (M)

Fully electronic engine management regulates the ignition timing and fuel metering in all operating conditions, taking into account external conditions such as temperature, altitude and fuel quality. It consistently ensures optimum engine performance, constant maximum speed and very good acceleration performance. No manual carburettor adjustment is necessary with M-Tronic. For a cold start STIHL M-Tronic only needs one start position on the combi-lever. After starting, you can immediately power up to full speed. The amount of fuel required is precisely calculated by the system and supplied as needed. Otherwise you start as usual in position I. M-Tronic also remembers the settings from the last time the tool was used. So when external conditions are the same, full engine performance is at your disposal immediately after you restart.



5 Battery lawn mower


Eco mode

When Eco mode is activated, the engine speed automatically adapts to the power output currently required, to ensure the greatest possible energy-efficiency and endurance during mowing.



Mono comfort handlebars

The mono comfort handlebars can be adapted individually to different user heights, enabling ergonomic work. The folding rail makes it easier to remove the grass collection box.



Quick-fix quick-release tensioner

Folding down the rail is easy and takes just a few seconds, with the aid of the quick-fix quick-release tensioner. This enables the rail to be compactly folded up or made ready for use without needing to use tools.



Folding grass collection box

The folding mechanism on the grass collection box makes it easy to open and empty. Special slats enable the air, together with dust, to be channelled out at the sides, close to the floor.



A flow-optimised blade

A flow-optimised blade cuts the grass back with minimal resistance, meaning that it only swirls the required quantity of air. This saves battery capacity, and increases the area coverage.

Central cut-height adjustment

Spring support provides effortless, central adjustment to the cut-height, which can be adapted to the desired setting at a variety of levels. A scale shows the current height.



Carry handles

Two carry handles have been integrated into the housing to facilitate easy transport.




4 KombiSystem and MultiSystem

Automatic decompression

The decompression system reduces the compression pressure and thereby also the effort required to pull the starter cord, so the engine can be started more easily.

Loop handle (R) with barrier bar

The barrier bar on the loop handle prevents feet and legs from coming too close to the moving blades or mowing heads.



Quick-release coupling with tommy screw

The innovative quick-release coupling enables all KombiEngines and KombiTools to be quickly separated and reassembled – no tools required.



6 Brushcutters and clearing saws

Automatic decompression

The decompression system reduces the compression pressure and thereby also the effort required to pull the starter cord, so the engine can be started more easily.

ECOSPEED

With the ECOSPEED function, you can use your clearing saw in a more economical operating mode. Simply turn the wheel to the minus direction, thereby reducing the maximum engine speed. This keeps your clearing saw running at partial throttle, though you can shift to full throttle when necessary by pressing the throttle lever, despite the set limit. Operating at partial load reduces fuel/energy consumption and means you can work much longer with one tank of fuel and a single battery charge. The centrifugal force is also noticeably lower when running at partial load compared to full capacity, making the tool easier to control.

Ergonomic bike handle

The bike handle enables a natural sweeping movement when mowing and is the best choice for mowing larger areas. Combined with an ADVANCE PLUS universal harness or ADVANCE PLUS forestry harness and the appropriate tool, it makes mowing even more effortless.



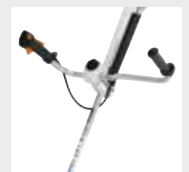
Mowing lines

Mowing lines are available in different shapes and strengths for different applications. A spiral groove embossed in the mowing line makes some of our lines quieter than conventional round mowing lines. The indentations in the surface of the line interrupt the otherwise uniform air stream. Turbulence is produced, the whistling effect is reduced and the mowing noise is considerably quieter.



Bike handle adjustment

The central clamp enables the ergonomic bike handle to be easily adjusted without tools to suit the height of the user. The handle can be rotated by 90°, making it more compact for transport and storage.



STIHL 2-MIX engine

The STIHL 2-MIX engine is both powerful and economical. Separating the exhaust emissions from the unburnt gas minimises flushing losses, and therefore increases the power output while reducing consumption.



Technology highlights

STIHL 4-MIX® engine

The STIHL 4-MIX® engine runs on a standard petrol-oil mix (1:50). The petrol-oil mix is distributed throughout the engine via a bypass channel in the cylinder head for complete lubrication. This mix-lubricated system avoids the need for components such as an oil pump, sump and oil tank.

STIHL ElectroStart (F)

Enables users to restart the tool quickly and easily at the push of a button, at temperatures above 0°C, without having to take it off their back first.

STIHL M-Tronic (M)

Fully electronic engine management regulates the ignition timing and fuel metering in all operating conditions, taking into account external conditions such as temperature, altitude and fuel quality. It consistently ensures optimum engine performance, constant maximum speed and very good acceleration performance. No manual carburettor adjustment is necessary with M-Tronic. For a cold start STIHL M-Tronic only needs one start position on the combi-lever. After starting, you can immediately power up to full speed. The amount of fuel required is precisely calculated by the system and supplied as needed. Otherwise you start as usual in position I. M-Tronic also remembers the settings from the last time the tool was used. So when external conditions are the same, full engine performance is at your disposal immediately after you restart.



7 Hedge trimmers and long-reach hedge trimmers

Screw-on tip protector

This T-shaped device made of sheet steel is fastened to the end of the cutter bar with two screws. It protects the blade from contact with the ground or wall and can be replaced easily if it becomes worn.



Lightweight gear system

Magnesium is an important material in STIHL chainsaws. It is around a third lighter than aluminium and features high strength in relation to its weight. In comparison to other metals, magnesium can be processed very precisely in the die-casting process, for example in engine casings. Just the right material to design and manufacture a lightweight yet robust transmission unit. It can also be recycled, i.e. worn-out parts can be melted down and reused without any loss of quality.

Manual fuel pump

STIHL hedge trimmers and long-reach hedge trimmers with manual fuel pumps are easier to start, as they require fewer pulls on the starter cord. Pressing the primer fills the carburettor control chamber with fuel. This ensures that there is sufficient fuel present to create an ignitable air-fuel mix on starting, requiring significantly fewer starting pulls.

STIHL Easy2Start (E)

An even pull on the starter cord tensions the spring against the compression pressure. Stresses caused by jerky movements are avoided. The spring automatically releases the stored energy to the crankshaft, starts it moving and ensures that the engine will start reliably. This allows the starter cord to be pulled two-thirds slower.



Tool-free fuel cap

The fuel cap is easy to open with a press and turn motion even when wearing gloves. Thanks to its design and the double seal, the fuel cap cannot be opened accidentally and dirt particles cannot get into the fuel tank.

Hedge trimmers

Rotating multi-function handle

The rotating control handle allows an optimum grip position for every job – for simple and reliable operation.



HS 82 R, and HSA 94 R, pruning version (R)

For large-scale pruning or clearing of thick hedges:

- Wide tooth spacing
- Large teeth
- Gear ratio for high cutting power



HS 82 T, HS 87 T and HSA 94 T, trimming version (T)

For perfect trimming and contouring:

- Narrow tooth spacing
- Small teeth
- Gear ratio for a high stroke rate



ECOSPEED

With the ECOSPEED function, you can use your long-reach hedge trimmer in a more economical operating mode. Simply turn the wheel to the minus direction, thereby reducing the maximum engine speed. This keeps your long-reach hedge trimmer running at partial load; however, despite this limited setting, you can shift to full capacity when necessary by pressing the throttle lever. Operating at partial load reduces fuel/energy consumption and you can work much longer with one tank of fuel or a single battery charge.

Quick-release cutter bar adjustment system

The cutter bar can be adjusted in increments up to 145° (HL 94), up to 115° (HLA 65, HLA 85) and up to 125° (HLE 71) in two directions, and can be folded and locked parallel to the shaft for transport.



Loop handle

The compact loop handle is made from durable black plastic. The nearly 180° curve allows the handle to be adjusted to different positions, particularly when working in areas where space is limited.

8 Cleaning systems

Blowers

Gutter cleaning set

The useful, approx. 3 m long, gutter cleaning set for blowers and vacuum shredders allows you to clean gutters – even those that are hard to reach.



Manual fuel pump

STIHL blowers with manual fuel pumps allow improved starting with a reduced number of starting pulls. Pressing the primer fills the carburettor control chamber with fuel. This ensures that there is sufficient fuel present to create an ignitable air-fuel mix on starting, requiring significantly fewer starting pulls.

STIHL ElastoStart

Due to compression pressure, jerky stresses occur when starting internal combustion engines. The damping element in the ElastoStart special starter grip alternately absorbs and releases force according to the compression pattern. The result is smooth, even starting.

STIHL ElectroStart (F)

Enables users to restart the tool quickly and easily at the push of a button, at temperatures above 0°C, without having to take it off their back first.

Vacuum shredders

Star-shaped shredder

The star-shaped shredder made of high quality steel ensures reliable shredding of cuttings in the SH 56 and SH 86.



Sweeping machines

The STIHL MultiClean represents a clever sweeping system.

The circular brushes brush up debris in front of the sweeping machine before it can get caught underneath.

High-pressure cleaners

Aluminium telescopic handle

The aluminium telescopic handle can be retracted for easy transportation and to save storage space.



Anti-twist coupling

Prevents the high-pressure hose from twisting. This means its full length can always be used.

Double lance holder

For easy storage of both spray lances with fan jet nozzle and rotary nozzle on the tool.

Bracket for flat textile hose

The flat textile hose can be secured directly on the machine in the holder supplied. This keeps it safely stored away, while ensuring it is quickly available again when required.

Fold-out front cover

The integrated nozzle holders under the front cover ensure the safe and dirt-free storage of rotary and fan jet nozzles. This also ensures quick access to both nozzles when needed.



Pressure gauge

With the pressure gauge, you can always see the current operating pressure.



Detergent measuring system

The measuring system allows you to conveniently add the correct quantity of cleaning agent to the water. This is both environmentally-friendly and efficient. All models with a detergent tank can also be connected to external detergent tanks.

Safety shutdown

If a high-pressure cleaner is switched on but has not been used for 30 minutes, the safety shutdown feature automatically disconnects it from the power supply.

Technology highlights

i

Flat textile hose with hose holder

Lighter and more flexible low-pressure hose for connecting the high-pressure cleaner to the water tap. Using the holder supplied, the flat textile hose can be easily rolled and unrolled and compactly stored directly on the machine. This means the high-pressure cleaner is quickly ready for use.



Wet and dry vacuum cleaners

Adapter for power tools

This adapter allows the power tool to be directly connected to the vacuum hose. Dust and dirt is then vacuumed up immediately while sawing or grinding.



Stainless steel handle with quick-release coupling

The standard quick-release coupling makes it possible to quickly and easily attach the suction hose to the handle.

Multiple filter system

An even higher degree of filtration is achieved by combining the filter bag and filter element.

Delayed shutdown

If the vacuum is switched on via the automatic switch-on function, it will continue running for a brief period after the electric power tool has been turned off. This ensures that any remaining grit and shavings are removed from the hose.

Soft start-up

The soft start-up limits the initial current when the vacuum is switched on, which increases the engine's service life.

9 Mistblowers and sprayers

Fan jet nozzle

- For spraying large areas and rows
- Suitable for flowerbeds and fruit and vegetable cultivation in greenhouses and gardens
- Ideal for spraying large areas with insecticides, herbicides and fungicides



Hollow cone nozzle

- For spraying bushes, trees and individual plants
- Perfect for applying insecticides, herbicides and fungicides to individual garden plants
- The nozzle allows you to spray plants and leaves from above or below



Adjustable nozzle

- Can be adjusted to changing conditions and different applications
- The spray angle can be variably adjusted for an optimum spraying pattern, from full jet (0°) to a hollow cone (90°)



Full cone nozzle

- For treating with individual plants
- Ideal for fine dosing e.g. protective agents for wilderness areas, or herbicides
- Suitable for applying release agents in the construction industry




STIHL anti-vibration system

The STIHL anti-vibration system reduces the amount of engine vibrations transmitted to the harness. This reduces the strain on the user's back muscles.

10 Concrete cutters, cut-off machines and earth augers

STIHL 2-MIX engine

The STIHL 2-MIX engine is both powerful and economical. Separating the exhaust emissions from the unburnt gas minimises flushing losses, and therefore increases the power output while reducing consumption.



STIHL ElastoStart

Due to compression pressure, jerky stresses occur when starting internal combustion engines. The damping element in the ElastoStart special starter grip alternately absorbs and releases force according to the compression pattern. The result is smooth, even starting.

Tool-free fuel cap

The fuel cap is easy to open with a press and turn motion even when wearing gloves. Thanks to its design and the double seal, the fuel cap cannot be opened accidentally and dirt particles cannot get into the fuel tank.

Concrete cutters

Rubber guard

When cutting walls, this large rubber guard protects the engine casing when the guide bar is fully submerged.

Cut-off machines

Electronic water control

The user can activate the electronic water control system by pressing a button while the engine is running. The water then switches on and off during cutting automatically, depending on the engine speed. The water volume can be regulated by simply pressing the plus/minus buttons. The result: perfect dust suppression at the push of a button. The memory function ensures that after the engine is restarted, the same amount of water is automatically supplied as was set for your most recent application. Users can restart work immediately without having to apply any settings, even after long breaks.



Semi-automatic belt tensioning

Gentle, consistent re-tensioning increases the service life of the belts and bearings.

Long-life air filter system with cyclone air routing

The innovative cyclone air routing system means no more daily filter cleaning and an extremely long filter life. It ensures that, even during the first filtering stage, approximately 80% of dust particles in the air are removed. Unlike conventional systems, these particles do not collect in the foam filter, but are separated by the cyclone air routing system and vented back into the outside air.



Quick-mounting system

This system allows for quick and easy mounting and dismounting of the cut-off machine on the STIHL cart. No tools are required.

Protection segments in abrasive cutting wheels

Protection segments protect segments against excess wear on the laser welding. Laser welding connects the segment to the steel main blade.

In addition, uneven wear on the left and right hand side of the segment is avoided, which prevents the cutting wheel from becoming jammed during cutting.

STIHL Injection (i)

The STIHL Injection system is based on characteristic mapping. Engine data are collected and analysed electronically for every revolution. The control system therefore knows the exact operating status of the machine, and can set the optimum ignition and fuel injection values in milliseconds. Users enjoy top performance in every situation. The result: optimum acceleration, maximum performance, simple starting and reduced fuel consumption. With the STIHL Injection system, compromising on engine tuning is a thing of the past. There is no need for a carburettor, nor for any manual settings.



STIHL QuickStop cutting wheel brake

If the operator uses enhanced guard adjustment during cutting, the cutting wheel can be accessed at the top. In this working method, the user is supported by the STIHL QuickStop cutting wheel brake. If sufficient resistance results in kickback, the cutting wheel is stopped in a fraction of a second, triggered by a sensor.

Cutting depth adjuster

This allows for precise adjustment of the cutting depth from the upper handlebar.

Earth augers


Folding support frame

The frame of the BT 360 two-person auger can be folded. This makes the device easier to transport and store.



Multi-function handle

The ergonomically shaped multi-function handle is built into the handle frame on the earth auger. The stop button, idle and throttle cable can be operated with one hand.



QuickStop drill brake

If the drill jams in the ground, the QuickStop drill brake is engaged by the user's thigh and stops the device immediately. It also acts as a reverse rotation lock. A jammed drill can be easily removed from the drill hole by turning it in a counter-clockwise direction.



STIHL 4-MIX® engine

The STIHL 4-MIX® engine runs on a standard petrol-oil mix (1:50). The petrol-oil mix is distributed throughout the engine via a bypass channel in the cylinder head for complete lubrication. This mix-lubricated system avoids the need for components such as an oil pump, sump and oil tank.

12 Hand tools and forestry accessories

Anvil cut

The cutting blade and the wide counterblade come into direct contact. The wide counterblade is therefore called the "anvil". Lateral forces are barely utilised, meaning that straight, dead and hard wood can be very easily cut through. With soft, fresh cuttings, the underside of the bark can be pulled out before cutting.



Bypass cut

With this principle, the blade and anvil past by each other flush during cutting. The cut created in this way is consistently flat, without crushing the cuttings. The bypass cut should generally be preferred for green cuttings. Due to the comparatively high level of force required for cutting, trimmers with an anvil cut should be used when working for extended periods with harder wood.



Impact protection sleeve and bolted safety plate

The handle and head form an inseparable whole thanks to the combination of the long steel handle protection sleeve, ring wedge, safety plate and safety screw. The result is an extremely stable joint with excellent advantages:


- Long tool service life – which means excellent value for money
- Outstanding work safety



13 Personal protective equipment

EN 343 rain protection

STIHL outdoor wear provides protection against rain and wind when working outdoors, and is comfortable to wear because the material allows evaporated sweat to pass through it. EN 343 specifies two parameters: water resistance (top number) and water vapour permeability (bottom number). Both are measured in three levels, where class 3 is the most waterproof. The seams are watertight. Example:

 = Water resistance: EN 343 class 3
= Water vapour permeability: EN 343 class 3

EN 381 cut protection

STIHL cut protection is mostly made from fibres developed exclusively for STIHL. Our cut protection clothing is tested by the very prestigious European SMP or KWF testing institutes. The cut protection material is light, breathable and features several layers. If the saw chain penetrates the top layer, bundles of fibres are ripped out and will block the sprocket. This stops the chain and dramatically reduces the risk of injury. STIHL cut protection products are marked in this catalogue with the following icon:



Important note: Personal protective equipment cannot provide absolute protection from injury. Nor is it a substitute for safe working practices. It is therefore essential to follow the safety instructions in the user manuals for both personal protective equipment and power tools, as well as to follow the applicable national accident prevention guidelines.



Cut protection areas on chainsaw cut protection clothing

The cut protection areas of the chainsaw cut protection clothing are marked with black in pictograms, in accordance with EN 381. An overview of the key product features can be found on page 222.



EN 471 and EN ISO 20471 high-visibility clothing

Both standards specify minimum surface areas of high-visibility colour (for visibility during the day) and retroreflective strips (for visibility at night) and categorise these into three classes, where class 3 has the highest visibility. Wearing a combination of jacket and trousers raises the class by increasing the amount of high-visibility colour and reflective strips. Example:

 = high-visibility colour: EN 471 class 3
= Retroreflective material: EN 471 class 2
 = high-visibility colour and retroreflective material: here EN ISO 20471 class 2

SNR value


Simplified Noise Reduction is the general noise reduction provided by ear protection. The higher the SNR value, the better the noise reduction. The M noise reduction value is crucial for STIHL power tools. You can find more information on the STIHL website.


UV protection


The UV protection factor (UPF) indicates how long a user wearing sun protection or UV protection clothing can stay out in the sun without risking skin damage. The UPF is comparable to the sun protection factor (SPF) used in the classification of sunscreen. For example, a person with skin type 1 wearing UPF 20 clothing can stay exposed to intense sunlight for 20 times longer without incurring skin damage. The scale used by the EN 13758-2 standard has a maximum protection level of UPF 40. However this is exceeded by the UV Standard 801 scale.




























Whether for sawing, mowing, trimming, cleaning or cutting – everyone appreciates the uncompromising quality and reliability of STIHL products. And to make sure STIHL continues to deliver complete satisfaction, our products are only available from your local authorised STIHL dealer.


STIHL service partners

You will always be in good hands at an authorised STIHL dealer – they provide excellent service, advice and handling tips. They can advise you on the most appropriate tools for your requirements, give you useful tips on how to use the machine correctly and provide professional service. They will help to make sure your STIHL power tool remains a pleasure to use for many years to come.

STIHL original spare parts

Maximum reliability, even in extreme conditions, is a hallmark of STIHL power tools. If anything should ever go wrong with your STIHL product, STIHL has original spare parts on hand to guarantee the performance, safety and long service life of your STIHL power tool. **STIHL stocks original spare parts for at least 10 years after a chainsaw or power tool has been discontinued.**

So buying STIHL is always a great long-term investment.

 Original spare parts can be identified by the STIHL logo or the “S” parts symbol.

STIHL quality control

Stringent quality requirements are applied in all areas of the company to ensure the high standards of STIHL power tools. STIHL complies with the international ISO 9001 and ISO 14001 standards for comprehensive quality and environmental management. We are constantly developing and enhancing our entire range, which is why the design, technology and features of our products are subject to change.

For your safety

If not used in the approved manner, all our products can cause harm to the user or other people, animals and objects in the immediate vicinity. It is therefore essential to carefully read the entire user manual before starting and/or using a product for the first time and to follow all the safety instructions.

STIHL products are regularly tested by German and international institutions.

We undertake these examinations because we view them as the logical continuation of our own testing programme. We value the judgement of these independent third parties very highly – not least because it gives our customers real peace of mind. The institutions confirm the high quality standards and exemplary technologies built into STIHL products by awarding us quality marks. More comprehensive information regarding our compliance with Directive 2002/44/EC (Vibration) is available at www.stihl.com/vib.

Explanation of quality marks

The test conditions for the quality marks can be viewed on the web pages indicated:

Quality mark of the German Agricultural Society. This independent, non-profit commission determines testing criteria and evaluation standards and is responsible for issuing the quality mark. A Signum Test usually takes six to twelve months to complete. For further information, visit www.dlg.org.



www.dlg.org

The Board of Trustees for Forestry Work and Technology (Kuratorium für Walдарbeit und Forsttechnik e.V.) awards the "KWF Pro" mark (previously "KWF Utility Value test mark") to technical forestry equipment that meets the high standards required for professional forestry applications in relation to efficiency, safety, ergonomics and environmental sustainability. The "KWF Standard" quality mark is awarded to products that are suitable for use outside the forestry environment, such as in agriculture or landscaping, or by those who cut their own firewood. Products with specific technical features that have been successfully tested receive the blue "KWF test" mark. For more information, visit www.kwf-online.de.



www.kwf-online.de



www.kwf-online.de



www.kwf-online.de



www.kwf-online.de

The ÖKO-TEST publisher tests products from all goods sectors, particularly with respect to their environmental compatibility and the absence of pollutants. Products that achieve exemplary results in this testing may carry the ÖKO-TEST label, which is considered the most widely-accepted quality seal in Germany. For further information, visit www.oekotest.de.



www.oekotest.de

The European Eco-Label was introduced in 1992 and is recognised by the European Commission, all member states of the European Union and the European Economic Area. For European consumers, the "flower" symbol indicates a high-quality, environmentally-friendly product that has been tested by independent national institutes in each of the member states. For further information, visit www.eu-ecolabel.de.



www.eu-ecolabel.de

All GORE-TEX® shoes and clothing bear the Guaranteed to Keep You Dry™ assurance, which means they are guaranteed to remain waterproof, windproof and breathable throughout the life of the product. For further information, visit www.gore-tex.de.



www.gore-tex.de

Products with the Oeko-Tex® label have been tested and certified according to the Oeko-Tex® Standard 100. Oeko-Tex® Standard 100 is a worldwide testing and certification system for textiles that can be applied to raw, intermediate and end products. The toxicity tests check for prohibited and regulated substances as well as chemicals that are potentially hazardous to health. For further information, visit www.oeko-tex.com.



www.oeko-tex.com

This symbol appears on cut protection clothing for users of hand-held chainsaws that have been certified according to EN 381, EN 17249 and EN 20345.



In October 2013, the new standard for high-visibility clothing, EN ISO 20471, replaced the previous EN 471. High-visibility clothing certified in accordance with EN 471 may be sold up until the end of the period specified in the type examination.



General information

1. This catalogue renders all previous catalogues invalid.
2. No claims can be made based on the specifications and images in this catalogue. The design, technology, colours, features and prices are subject to change.
3. Original STIHL chainsaws and power tools can be recognised by their orange/grey colour combination.
4. This catalogue and all its contents are copyright protected. All rights are reserved, particularly alteration, translation and reproduction using electronic systems.

This catalogue contains numerous combinations of tools and accessories designed for different applications and different kinds of users. For normal applications, we advise the use of STIHL recommended combinations. These can be found in your tool's user manual. STIHL dealers can provide you with individual advice regarding the best combination to suit your needs.

STIHL warning about imitations:
www.stihl.com.au/important-information.aspx

STIHL PTY. LTD.

5 Kingston Park Court
Knoxfield, Victoria 3180
www.stihl.com.au

Customer service contact details:

Phone: 1300 366 665

Fax: 1800 805 804

Email: csc@stihl.com.au



0463 931 8323. Rothfields. Printed in Australia. © ANDREAS STIHL AG & Co. KG 2018.

Printed on PEFC-certified paper. The PEFC certificate (Programme for the Endorsement of Forest Certification Schemes) stands for sustainable forest management with the goal of ensuring that forest ecosystems remain intact for future generations. Independent certifying bodies monitor adherence to regulations concerning the awarding of this seal of approval. Companies that use PEFC-certified paper demonstrate their commitment to the environment and their responsible attitude towards wood – an invaluable raw material.

For more information visit: www.pefc.com

For further information and advice: